

Proto-neutron stars with quark cores

Adamu Issifu ^{1,*}, Débora P. Menezes ^{2,†}, Zeinab Rezaei ^{3,4,‡} and Tobias Frederico ^{1,§}

¹*Instituto Tecnológico de Aeronáutica,
CEP 12.228-900, São José dos Campos, SP, Brazil*

²*Departamento de Física, CFM - Universidade Federal de Santa Catarina;
C.P. 476, CEP 88.040-900, Florianópolis, SC, Brazil.*

³*Department of Physics, School of Science, Shiraz University, Shiraz 71454, Iran.*

⁴*Biruni Observatory, School of Science, Shiraz University, Shiraz 71454, Iran.*

This work investigates the evolution of proto-neutron stars (PNSs) from birth as neutrino-rich objects to maturity as cold-catalyzed neutrino-poor objects with nucleonic and non-nucleonic degrees of freedom. The focus is on the star's core where the nucleons, hyperons, and the Δ -isobars are expected to dissolve into a "soup" of deconfined quarks, at higher baryon densities, to establish a possible hadron-quark phase transition. We separately calculate the nuclear equations of state (EoS) for the hadronic matter (composed of all the baryon octet and Δ -isobars) and the strange quark matter (SQM) under the same thermodynamic conditions characteristic of PNS and proto-strange star (PSS) evolution and construct the hybrid EoS using Maxwell's construction. The study allows us to determine the hadron-quark phase transitions along the evolution lines of the star. We observed a phase transition from hadronic matter to quark matter (QM) phase when the neutrinos have completely escaped from the star's core. The EoSs utilized are constrained to meet the $2M_{\odot}$ threshold in accordance with the observational data.

I. INTRODUCTION

Core-collapse supernova is a suitable laboratory for probing the emission of light particles with masses within $\lesssim 100$ MeV [1, 2]. For instance, the observation of neutrino burst in SN 1987A event [3–5] is a clear case in point. This observation set a milestone in particle physics leading to a further constraint on the properties of neutrinos [6, 7]. Further analysis of the data led to constraints on particles such as axions [8–10], muonic bosons [11], dark photons [12], gravitons [13], unparticles [14], scalars mixed with Higgs boson [15], and particles escaping from extra dimension [16], largely because, the emission of these particles are suspected to affect the time duration of the neutrino burst. Comparatively, the most explored among these particles is the quantum chromodynamic (QCD) axions otherwise known as the axion-like-particles in the literature [17, 18]. Additionally, the emergence of data from the first authoritative neutron star (NS) binary merger led to the observation of gravitational wave in the event GW170817 [19, 20], which with the additional data from the Neutron Star Interior Composition Explorer (NICER) observatory [21–24] have lead to strong constraints on cold EoS that governs the structure of NSs. These constraints clearly define the mass threshold within which neutron stars can be explored and vital boundaries on the NS radii. Also, they have ruled out many phenomenological models for EoSs (see e.g. [25]) that do not satisfy these new constraints.

Consequently, the focus has been directed to the EoSs that satisfy these constraints. These EoSs are being confronted with the current observational data to narrow down to more realistic EoSs for multipurpose applications in the future (See a review of relativistic mean field models in [26], and other forms of EoSs in [27]).

The main ingredients for exploring high energy astrophysical phenomena such as core-collapse supernovae [28, 29], PNSs [30, 31] and binary compact star mergers involving at least one NS [32–34] are relationships between pressure (P), energy density (ϵ), baryon density (n_B) and temperature (T). The connection between these quantities and the knowledge of matter composition gives rise to the EoS used in exploring PNSs [35, 36]. There is a growing interest in recent years in these astrophysical phenomena motivating several studies intended to provide a precise description of matter under extreme conditions of temperature and density. Owing to the high temperature and density variations in the stellar core during the supernova explosion and binary merger remnants [37, 38], the determination of their EoSs requires theoretical and numerical efforts.

Another phenomenon of interest is the appearance of non-nucleonic degrees of freedom in the core of compact objects. The leading non-nucleonic degree of freedom theoretically favored to be present in the stellar core has long been conjectured to be the quark matter [39, 40]. The major doubt remains to be established, at what stage does the quark core begin to appear in the stellar matter during its evolution? This is one of the many questions we will attempt to answer with this contribution. In [41], the authors attempt to answer a similar question using a different model while, in [42], the authors undertake a similar study considering nucleons and the Gibbs construction of hybrid stars, which differs from the approach we intend to use in this work. However, in [41], they con-

*Electronic address: ai@academico.ufpb.br

†Electronic address: debora.p.m@ufsc.br

‡Electronic address: rezaei@shirazu.ac.ir

§Electronic address: tobias@ita.br

cluded that there are no free quarks in hot stars within their model framework. The aim is to go beyond the usual zero-temperature hybrid neutron stars that have been widely investigated in the literature [43–45] to include thermodynamic conditions relevant for hot QM [46] phase transition during the stellar evolution.

The deconfinement phase of quarks and gluons is believed to exist at the two extreme ends on the QCD phase diagram depending on the magnitude of the temperature and the chemical potential. A smooth crossover is observed in lattice QCD calculations at high temperature and low chemical potential ($T \gg \mu$) giving rise to a phase transition from a nuclear matter to quark matter phase [47–49]. On the other hand, as the temperature decreases and the chemical potential increases ($T \ll \mu$) another phase transition (perhaps of first order [50, 51]) from hadronic to quark matter is observed. The former is likely to be the case in the early universe and the latter is the phenomenon believed to occur in the inner core of (proto-) neutron stars [52] or merger remnants. The region between these two extreme ends can be explored through relativistic heavy-ion collision experiments.

The (proto-) neutron stars are mostly composed of protons and neutrons at low temperatures and high baryon densities. However, heavy and strangeness-rich baryons such as the hyperons and even nonstrange Δ -isobars are theorized to appear deep towards the inner core [53]. As the baryon density keeps increasing and the particles get tightly packed, their dissociation into a deconfined quark matter becomes energetically favorable. This suggests the possibility of different phases of matter inside the NS: hadronic matter at low baryon densities and quark matter phase at higher baryon densities [40, 54].

In this work, we investigate the possibility of a hadron-quark phase transition in superdense matter during the evolution of NS from birth to maturity at zero temperature. The main goal is to establish the regime at which the deconfined quark matter begins to appear in the stellar matter during the star’s evolution. We broadly considered two regimes: the neutrino-trapped regime and the neutrino-transparent one after all the neutrinos have escaped from the stellar core. The quark matter was described with the density-dependent quark model (DDQM) [55, 56] using the free model parameters determined through Bayesian inference [57], this model was applied in studying PSSs in [46]. On the other hand, the hadronic matter is described by the relativistic mean-field approximation model using the density-dependent couplings adjusted by the density-dependent meson-nucleon coupling parameterization [58, 59]. This model has also been widely used in studying PNSs in the literature (see e.g. [41, 60, 61] and references therein). In particular, we adopt the EoS calculated in [60] to aid our current study. The two models were studied under similar thermodynamic conditions characteristic of PNS (PSS) evolution [30, 42] and the hadron-quark phase transition investigated through Maxwell’s construction of hybrid stars [62]. This approach predicts a sharp phase transi-

tion from hadronic to quark matter phase when chemical and mechanical equilibrium are established between both matter phases.

The hadronic matter phase is presumed to be composed of nucleons, hyperons, and Δ -isobars. Their corresponding equations of motion are solved using an improved and extended parameterization of the baryon-meson couplings with density-dependent constraints [63]. The quark matter, on the other hand, is composed of up (u), down (d), and strange (s) quarks. The baryon density at which the SQM starts appearing in the stellar matter is also assumed to be several times greater than the nuclear saturation density ($n_0 = 0.152 \text{ fm}^{-3}$). Moreover, our EoSs satisfy the $2 M_\odot$ threshold of NSs imposed by the discovery of PSR J0740+6620 [64, 65], PSR J2215+5135 [66], and PSR J0952-0607 [67] pulsars and the detection of the gravitational wave in event GW170817 by LIGO/Virgo Collaborations [19, 20, 68, 69].

The paper is organized as follows, in Sec. II we present the model that forms the basis of the investigations. The section is divided into various subsections to thoroughly discuss each model and its properties. In Subsec. II A, we describe the hadronic model and discuss it in detail, in Subsec. II B, we present the general overview of the quark model and separately discuss the zero-temperature formalism of the model in II B 1 and the finite temperature formalism in II B 2. In Subsec. II C, we present the properties of the stellar matter used in the analysis, and in Subsec. II D, we discuss the procedure used in constructing the hybrid stars and how to determine the phase transitions. We present our results in Sec. III and the final remarks in Sec. IV.

II. THE MODELS

This study adopts separate, hadronic, and quark matter models used to calculate EoS under thermodynamic conditions characteristic of PNSs and PSSs evolution, respectively. We use the relativistic model within the mean-field approximation to describe the hadronic matter with density-dependent couplings adjusted by the density-dependent meson-nucleon coupling (DDME2) parameterization [58, 59]. On the other hand, we use the DDQM [57, 70, 71] to describe the quark matter. We calculate the EoSs from these two models differently and then construct the hybrid EoSs by establishing chemical and mechanical equilibrium between the hadronic and the quark matter phases which serves as a condition for determining phase transition (this will be elaborated in subsequent sections) between the two matter phases. We will briefly discuss the hadronic and quark models separately below, before discussing how the hybrid EoS is constructed from these two models in the subsequent sections.

A. The hadronic model

We use the relativistic model within the mean field approximation to study the hadronic matter comprising the baryon octet, Δ -isobars, leptons, and mesons that mediate the strong interactions among the hadrons in a Lagrangian density formalism

$$\mathcal{L}_{\text{RMF}} = \mathcal{L}_H + \mathcal{L}_\Delta + \mathcal{L}_m + \mathcal{L}_L, \quad (1)$$

where the relativistic mean field (RMF) Lagrangian, \mathcal{L}_{RMF} consists of the baryon octet, \mathcal{L}_H , Δ -isobars, \mathcal{L}_Δ , mesons, \mathcal{L}_m , and leptons, \mathcal{L}_L . A Dirac-like Lagrangian is used to describe the spin-1/2 baryon octet in the form

$$\begin{aligned} \mathcal{L}_H = \sum_{b \in H} \bar{\psi}_b \left[i\gamma^\mu \partial_\mu - \gamma^0 (g_{\omega b} \omega_0 + g_{\phi b} \phi_0 + g_{\rho b} I_{3b} \rho_{03}) \right. \\ \left. - (m_b - g_{\sigma b} \sigma_0) \right] \psi_b, \end{aligned} \quad (2)$$

where σ is a scalar meson, ω and ϕ are vector mesons (with ϕ carrying a hidden strangeness), they are both isoscalars and $\vec{\rho}$ is a vector-isovector meson. The subscript ‘0’ in the meson fields in \mathcal{L}_H indicates their mean-field version. On the other hand, the Rarita-Schwinger-type Lagrangian is used to describe the spin-3/2 baryon decuplet in the form

$$\begin{aligned} \mathcal{L}_\Delta = \sum_{d \in \Delta} \bar{\psi}_d \left[i\gamma^\mu \partial_\mu - \gamma^0 (g_{\omega d} \omega_0 + g_{\rho d} I_{3d} \rho_{03}) \right. \\ \left. - (m_d - g_{\sigma d} \sigma_0) \right] \psi_d, \end{aligned} \quad (3)$$

due to the additional vector-valued spinor component relative to the spin-1/2 Dirac spinors. That notwithstanding, it has been demonstrated in [72] that the spin-3/2 model equations of motion can be written in the same way as the spin-1/2 particles in the regime of the RMF approximation. Additionally, the mesonic fields that mediate the strong interactions between the hadronic fields are described by the mean-field Lagrangian density

$$\mathcal{L}_m = -\frac{1}{2} m_\sigma^2 \sigma_0^2 + \frac{1}{2} m_\omega^2 \omega_0^2 + \frac{1}{2} m_\phi^2 \phi_0^2 + \frac{1}{2} m_\rho^2 \rho_{03}^2, \quad (4)$$

in which, the m_i are the meson masses tabulated in Tab. I. Finally, the free leptons are introduced through the Dirac Lagrangian density for free particles

$$\mathcal{L}_L = \sum_L \bar{\psi}_L (i\gamma^\mu \partial_\mu - m_L) \psi_L, \quad (5)$$

where the summation index L runs over all the leptons present. For a cold catalyzed stellar matter, we consider only electrons (e) and muons (μ) i.e. $L \in (e, \mu)$ with a degeneracy of $\gamma_L = 2$. In the case of fixed entropy stellar matter, we consider the electron neutrino ν_e in addition, with $\gamma_L = 1$, neglecting muons (when ν_e ’s are trapped in the stellar matter) and their corresponding neutrinos since muons only become relevant in the stellar matter

when all the electron neutrinos have escaped from the core of the star consistent with supernova physics [30, 73].

Following the DDME2 parameterization [58], the meson-baryon couplings are adjusted by the expression

$$g_{ib}(n_B) = g_{ib}(n_0) a_i \frac{1 + b_i(\eta + d_i)^2}{1 + c_i(\eta + d_i)^2}, \quad (6)$$

where $i = \sigma, \omega, \phi$ and

$$g_{\rho b}(n_B) = g_{\rho b}(n_0) \exp[-a_\rho(\eta - 1)], \quad (7)$$

with $\eta = n_B/n_0$. The model parameters are determined by fitting to the experimental data of bulk nuclear properties at the saturation density ($n_0 = 0.152 \text{ fm}^{-3}$). The calculated binding energy ($E_B = -16.4 \text{ MeV}$), the compressibility modulus, ($K_0 = 251.9 \text{ MeV}$), symmetry energy ($J = 32.3 \text{ MeV}$) and its slope ($L_0 = 51.3 \text{ MeV}$) also agree fairly with the recent constraints on bulk symmetric nuclear matter properties [74–76].

As the free parameters of the model are determined through fitting to pure nucleonic matter, the extension to determine the meson-baryon coupling is done relative to the nucleon couplings through the ratio $\chi_{ib} = g_{ib}/g_{iN}$ (the couplings for the nucleons at saturation density have been tabulated in Tab. I). There are several forms of calculating these couplings using either SU(3) or SU(6) flavor arguments which are extensively documented in the literature (see e.g. [77–83]). However, we adopt the results presented in [63] where the authors have calculated the meson-hyperon couplings and extended it to the meson- Δ -isobar couplings in a model-independent manner (see Tab. II). The particle potentials used in fitting these couplings are $U_\Lambda = -28 \text{ MeV}$, $U_\Sigma = 30 \text{ MeV}$, $U_\Xi = -4 \text{ MeV}$, and $U_\Delta \approx -98 \text{ MeV}$. The couplings displayed on Tab. II correspond to $\alpha_v = 0.5$, the only free parameter of SU(2) and SU(3) groups used in fixing the baryon-meson couplings as presented in Tab. II of [63] which has been recalculated taking into account the isospin projections in Eqs. (2) and (3).

The relevant thermodynamic quantities required to calculate the EoS can be derived from the Lagrangian densities. The baryon density can be determined as

$$n_b = \gamma_b \int \frac{d^3k}{(2\pi)^3} [f_{b+}(k) - f_{b-}(k)] \quad (8)$$

with $\gamma_b = 2$, the degeneracy of the spin-1/2 baryon octet while $f_{b\pm}(k)$ is the Fermi-Dirac distribution function given by

$$f_{b\pm}(k) = \frac{1}{1 + \exp[(E_b \mp \mu_b^*)/T]}$$

where $E_b = \sqrt{k^2 + m_b^*}$ is the single particle energy with effective baryon mass m_b^* and an effective chemical potential μ_b^* . We can retrieve the relation for the Δ -isobars by interchanging $b \leftrightarrow d$, here, the $E_d = \sqrt{k^2 + m_d^*}$ with

$\gamma_d = 4$. The effective chemical potentials can be expressed as

$$\mu_{b,d}^* = \mu_{b,d} - g_{\omega b,d}\omega_0 - g_{\rho b,d}I_{3b,d}\rho_{03} - g_{\phi b}\phi_0 - \Sigma^r, \quad (9)$$

where Σ^r is the rearrangement term arising from the thermodynamic consistency of the model. Its explicit form reads:

$$\Sigma^r = \sum_b \left[\frac{\partial g_{\omega b}}{\partial n_b} \omega_0 n_b + \frac{\partial g_{\rho b}}{\partial n_b} \rho_{03} I_{3b} n_b + \frac{\partial g_{\phi b}}{\partial n_b} \phi_0 n_b - \frac{\partial g_{\sigma b}}{\partial n_b} \sigma_0 n_b^s + b \leftrightarrow d \right]. \quad (10)$$

The effective masses are given by

$$m_b^* = m_b - g_{\sigma b}\sigma_0, \quad m_d^* = m_d - g_{\sigma d}\sigma_0, \quad (11)$$

with a scalar density

$$n_b^s = \gamma_b \int \frac{d^3k}{(2\pi)^3} \frac{m_b^*}{E_b} [f_{b+}(k) + f_{b-}(k)], \quad (12)$$

similar expressions can be obtained for the Δ -isobars by interchanging b and d with the appropriate degeneracy. It is important to note that the expressions in Eqs. (8) and (11) can be used to calculate the densities of the leptons taking into consideration that the leptons have constant mass and chemical potentials with γ_L degeneracy. The mean-field equations of motion for Eqs. (2), (3) and (4) are

$$m_\sigma^2 \sigma_0 = \sum_b g_{\sigma b} n_b^s + \sum_d g_{\sigma d} n_d^s, \quad (13)$$

$$m_\omega^2 \omega_0 = \sum_b g_{\omega b} n_b + \sum_d g_{\omega d} n_d, \quad (14)$$

$$m_\phi^2 \phi_0 = \sum_b g_{\phi b} n_b, \quad (15)$$

$$m_\rho^2 \rho_{03} = \sum_b g_{\rho b} n_b I_{3b} + \sum_d g_{\rho d} n_d I_{3d}. \quad (16)$$

The total energy density and the pressure of the system can be determined through

$$\varepsilon_B = \varepsilon_b + \varepsilon_m + \varepsilon_d + \varepsilon_L, \quad (17)$$

$$P_B = P_b + P_m + P_d + P_L + P_r, \quad (18)$$

where the subscripts denote matter under consideration. The kinetic contributions from the baryon octet are

$$\varepsilon_b = \gamma_b \int \frac{d^3k}{(2\pi)^3} E_b [f_{b+}(k) + f_{b-}(k)], \quad (19)$$

$$P_b = \gamma_b \int \frac{d^3k}{(2\pi)^3} \frac{k^2}{E_b} [f_{b+}(k) + f_{b-}(k)], \quad (20)$$

a similar expression can be used for ε_d , ε_L , P_d and P_L with the exchange of b with d and L with the appropriate

meson(i)	m_i (MeV)	a_i	b_i	c_i	d_i	$g_{iN}(n_0)$
σ	550.1238	1.3881	1.0943	1.7057	0.4421	10.5396
ω	783	1.3892	0.9240	1.4620	0.4775	13.0189
ρ	763	0.5647	—	—	—	7.3672

TABLE I: DDME2 parameters.

b	$\chi_{\omega b}$	$\chi_{\sigma b}$	$\chi_{\rho b}$	$\chi_{\phi b}$
Λ	0.714	0.650	0	-0.808
Σ^0	1	0.735	0	-0.404
Σ^-, Σ^+	1	0.735	0.5	-0.404
Ξ^-, Ξ^0	0.571	0.476	0	-0.606
$\Delta^-, \Delta^0, \Delta^+, \Delta^{++}$	1.285	1.283	1	0

TABLE II: The ratio of the baryon coupling to the corresponding nucleon coupling for hyperons and Δ s.

degeneracies. The contribution from the meson fields can be calculated from the energy-momentum tensor, leading to

$$\varepsilon_m = \frac{m_\sigma^2}{2} \sigma_0^2 + \frac{m_\omega^2}{2} \omega_0^2 + \frac{m_\phi^2}{2} \phi_0^2 + \frac{m_\rho^2}{2} \rho_{03}^2, \quad (21)$$

and

$$P_m = -\frac{m_\sigma^2}{2} \sigma_0^2 + \frac{m_\omega^2}{2} \omega_0^2 + \frac{m_\phi^2}{2} \phi_0^2 + \frac{m_\rho^2}{2} \rho_{03}^2. \quad (22)$$

The total pressure received a correction

$$P_r = n_B \Sigma^r, \quad (23)$$

known as the rearrangement self-energy term which occurs as a consequence of thermodynamic consistency, which can be verified directly from

$$P_B = n_B^2 \frac{\partial}{\partial n_B} \left(\frac{\varepsilon_B}{n_B} \right). \quad (24)$$

From the above thermodynamic quantities, we can determine the free energy expression $\mathcal{F}_B = \varepsilon_B - T s_B$, where T is temperature and $s_B = S/n_B$ is the entropy per baryon given by

$$s_B = \frac{\varepsilon_B + P_B - \sum_b \mu_b n_b - \sum_d \mu_d n_d}{T}. \quad (25)$$

B. The quark Model

The DDQM model is constructed through the QCD Hamiltonian density

$$H_{\text{QCD}} = H_k + \sum_{q=u,d,s} m_{i0} \bar{q} q + H_I, \quad (26)$$

where H_k is the kinetic term, $q(\bar{q})$ are the quark fields, and m_{i0} is the bare quark mass together with the equivalent Hamiltonian density

$$H_{\text{eqv}} = H_k + \sum_{q=u,d,s} m_i \bar{q}q. \quad (27)$$

To maintain the constant energy of the free quark system, the equivalent quark mass (m_i) term must take the form

$$m_i = m_{i0} + m_I, \quad (28)$$

with m_I being associated with the interaction term. To determine m_i , we ensure that both H_{QCD} and H_{eqv} reproduce the same eigenvalues for the same eigenstates, $|n_B\rangle$, therefore

$$\langle n_B | H_{\text{QCD}} | n_B \rangle = \langle n_B | H_{\text{eqv}} | n_B \rangle, \quad (29)$$

must be satisfied. Additionally, taking the vacuum expectation values, $|0\rangle$, of both expressions and taking the difference, yields

$$m_i = m_{i0} + \frac{\langle H_I \rangle_{n_B} - \langle H_I \rangle_0}{\sum_q [\langle \bar{q}q \rangle_{n_B} - \langle \bar{q}q \rangle_0]} = m_{i0} + m_I, \quad (30)$$

with $\langle n_B | H_I | n_B \rangle = \langle H_I \rangle_{n_B}$, $\langle n_B | q\bar{q} | n_B \rangle = \langle \bar{q}q \rangle_{n_B}$ and the vacuum expectation values are expressed in the same way with subscript ‘0’. The second term in Eq.(30) is precisely the m_I term. Since m_I depends on the interaction energy density and the quark condensate, it is flavor independent. The interaction energy density can be expressed in terms of the average inter-particle confining potential and the baryon density as

$$\langle H_I \rangle_{n_b} - \langle H_I \rangle_0 = 3n_B V_c(r_*), \quad (31)$$

where factor 3, represents the three quark flavors present, $V_c(r_*)$ is the confining potential and r_* is the average inter-particle separation distance. Also, from the model-independent quark condensate in nuclear matter [84, 85], we can express the denominator as

$$\frac{\langle \bar{q}q \rangle_{n_B}}{\langle \bar{q}q \rangle_0} = 1 - \frac{n_B}{n_B^*}, \quad (32)$$

where n_B^* is a constant associated with the pion mass M_π , its decay constant f_π , and the pion-nucleon sigma term σ_N in a form,

$$n_B^* = \frac{M_\pi^2 f_\pi^2}{\sigma_N}. \quad (33)$$

Therefore, the general structure of (30) becomes

$$m_i = m_{i0} + \frac{D}{(n_B)^z}, \quad (34)$$

with

$$D \sim -\frac{3\sigma_0 n_B^*}{\sum_q \langle \bar{q}q \rangle_0}, \quad (35)$$

where σ_0 is the proportionality constant of the confining potential representing the string tension. The last term in (34) is precisely the m_I satisfying the condition

$$\lim_{n_B \rightarrow 0} m_I \rightarrow \infty; \quad \text{color confinement condition.} \quad (36)$$

The potential $V_c(r_*) = \sigma r^n$ also satisfies the same conditions considering that $r_*^n \sim 1/n_B^z$, where n and z are arbitrary constants that are determined through dimensional analysis. To obtain quark stars with masses comparable to the observed neutron star (NS) mass threshold [64, 65], we employ the famous Cornell potential [86, 87], given by $V_c(r_*) = -(\beta/r_*) + \sigma r_*$, which incorporates both the confinement and the asymptotic freedom behavior determined from QCD lattice calculations. Here, an additional term is included in (34), where σ represents the string tension and β is a constant representing the deconfinement strength. Hence, the new expression becomes

$$m_i = m_{i0} + \frac{D}{(n_B)^z} + C(n_B)^z, \quad (37)$$

the additional term will contribute to repulsive pressure;

$$P_i \sim (n_B)^2 \frac{\partial m_i(n_B)}{\partial n_B}, \quad (38)$$

to balance the attractive pressure generated by the confining term to hold the star from collapsing as it reaches its maximum possible mass. Hereafter, we shall choose $z = 1/3$ in conformity with the lattice QCD (LQCD) confining potential, $V_c(r_*) = \sigma r_*$ as well as the Cornell potential for confining heavy quarks, here $n = 1$ as well. That notwithstanding, this cubic root mass scaling law has been widely applied in studying quark stars using the DDQM by several authors (see e.g. [57, 70, 71] and references therein).

To introduce temperature into the system, we follow the LQCD approach, where the temperature is introduced through the string tension [88–90]. In this case, the string tension decreases with increasing temperature and breaks at the critical temperature (T_C) where the particles become asymptotically free. Thus, the normalized string tension takes the form

$$\frac{\sigma(T)}{\sigma_0} = \left[1 - \frac{T^2}{T_C^2} \right]^\alpha, \quad (39)$$

where α is an arbitrary constant whose value depends on the model under consideration. At $T = 0$, we recover the $\sigma(T = 0) = \sigma_0$ and it vanishes at $T = T_C$. For the sake of the current work, we will adopt $\alpha = 1/2$ (see e.g. [88, 91, 92] and references therein). Therefore, the full expression for the equivalent mass term becomes

$$m_i = m_{i0} + \frac{D}{n_B^{1/3}} \left[1 - \frac{T^2}{T_C^2} \right]^{\frac{1}{2}} + C n_B^{1/3} \left[1 - \frac{T^2}{T_C^2} \right]^{-\frac{1}{2}}, \quad (40)$$

similar to the mechanism introduced in Refs. [93, 94]. This approach has been adopted by several authors (see

e.g. [46, 56, 95–98]) to introduce temperature into the equivalent mass model arguing that D (confining term) decreases with temperature, on the other hand, C (the asymptotic freedom term) increases with temperature to stabilize the mass of the star. The quark masses adopted for our calculations are $m_u = 2.16$ MeV, $m_d = 4.67$ MeV, and $m_s = 93.4$ MeV, as documented in [99]. The free model parameters for the quark model are $\sqrt{D} = 128.4$ MeV, and $C = 0.8$. These values represent a slight adjustment from the findings reported in [57], aimed at rendering the quark stars marginally unstable, preventing the rapid transformation of hybrid stars into quark stars. The next step is to check for the thermodynamic consistency of the mass formulas derived above.

1. Zero Temperature Formalism

To ensure that the model is thermodynamically consistent at zero temperature, we define the thermodynamic free energy (F) where the free particle mass is replaced with $m_i(n_b)$ and the real chemical potential μ_i replaced with an effective chemical potential μ_i^* therefore,

$$F = \Omega_0(\{\mu_i^*\}, \{m_i\}) + \sum_i \mu_i^* n_i, \quad (41)$$

where Ω_0 is the thermodynamic potential given explicitly by

$$\Omega_0 = - \sum_i \frac{\gamma_i}{24\pi^2} \left[\mu_i^* \nu_i \left(\nu_i^2 - \frac{3}{2} m_i^2 \right) + \frac{3}{2} m_i^4 \ln \frac{\mu_i^* + \nu_i}{m_i} \right], \quad (42)$$

with $\gamma_i = 6$ (3 colors \times 2 spins) the degeneracies of the quarks. The Fermi momenta in terms of μ_i^* is given as

$$\nu_i = \sqrt{\mu_i^{*2} - m_i^2}. \quad (43)$$

It follows that the number density of the quarks can be expressed as

$$n_i = \frac{\gamma_i}{2\pi^2} \int_0^{\nu_i} p^2 dp = \frac{\gamma_i \nu_i^3}{6\pi^2}, \quad (44)$$

with p the momenta of the quarks, the μ_i in terms of the μ_i^* is also given as

$$\mu_i = \mu_i^* + \sum_j \frac{\partial \Omega_0}{\partial m_j} \frac{\partial m_j}{\partial n_i} \equiv \mu_i^* - \mu_I, \quad (45)$$

where μ_I is the interacting chemical potential that links μ_i and μ_i^* together. From the above expressions, we can determine the energy density (ε) for the system of quarks and its pressure (P) through

$$\varepsilon = \Omega_0 - \sum_i \mu_i^* \frac{\partial \Omega_0}{\partial \mu_i^*}, \quad (46)$$

and

$$P = -\Omega_0 + \sum_{i,j} \frac{\partial \Omega_0}{\partial m_j} n_i \frac{\partial m_j}{\partial n_i}. \quad (47)$$

respectively. The interested reader can check Refs [55, 57, 70] for more detailed derivations.

2. Finite Temperature Formalism

At a finite temperature, the system of quark matter (QM) depends on the T , n_i and the volume (V) of the system, consequently, the thermodynamic free energy of the system becomes

$$F = F(T, V, \{n_i\}, \{m_i\}) \\ = \Omega_0(T, V, \{\mu_i^*\}, \{m_i\}) + \sum_{i=u,d,s} \mu_i^* n_i. \quad (48)$$

In this expression, the Ω_0 is connected to the independent state variables through

$$n_i = - \frac{\partial}{\partial \mu_i^*} \Omega_0(T, V, \{\mu_i^*\}, \{m_i\}). \quad (49)$$

The explicit expression for the Ω_0 and n_i in terms of particle and anti-particle contributions derived from (48), are

$$\Omega_0^\pm = - \sum_i \frac{\gamma_i T}{2\pi^2} \int_0^\infty p^2 dp \left[\ln[1 + e^{-(\epsilon_i - \mu_i^*)/T}] \right. \\ \left. + \ln[1 + e^{-(\epsilon_i + \mu_i^*)/T}] \right], \quad (50)$$

and

$$n_i^\pm = - \frac{\partial \Omega_0^\pm}{\partial \mu_i^*} = \sum_i \frac{\gamma_i}{2\pi^2} \int_0^\infty p^2 dp \left[\frac{1}{1 + e^{(\epsilon_i - \mu_i^*)/T}} \right. \\ \left. - \frac{1}{1 + e^{(\epsilon_i + \mu_i^*)/T}} \right], \quad (51)$$

with $\epsilon_i = \sqrt{(p^2 + m_i^2)}$, the single particle energy respectively. The μ_i is expressed in the same way as (45) with its temperature dependence introduced through $\Omega_0(m_i, \mu^*, T)$ and $m_i(n_b, T)$. The other thermodynamic quantities such as the entropy density (S),

$$S = - \frac{\partial \Omega_0}{\partial T} - \sum_i \frac{\partial m_i}{\partial T} \frac{\partial \Omega_0}{\partial m_i}, \quad (52)$$

the energy density

$$\varepsilon = \Omega_0 + \sum_i \mu_i^* n_i - T \frac{\partial \Omega_0}{\partial T} - T \sum_i \frac{\partial m_i}{\partial T} \frac{\partial \Omega_0}{\partial m_i}, \quad (53)$$

and the pressure

$$P = -\Omega_0 + \sum_{i,j} n_i \frac{\partial \Omega_0}{\partial m_j} \frac{\partial m_j}{\partial n_i}, \quad (54)$$

can all be derived from (48) in terms of T and n_i . The volume term that appears in (48) does not affect the pressure considering an infinitely large system of quark matter [46, 56, 71, 98, 100].

C. Stellar Matter Properties

The hadronic matter comprises nucleons, hyperons, and Δ -isobars, whereas the quark matter consists of u , d , and s quarks. In both scenarios, within the neutrino-trapped region, the prevalent leptons are electrons and their corresponding electron neutrinos (ν_e), as depicted in the initial and intermediate stages of Fig. 2. The appearance of muons becomes relevant only after the star has transitioned to a neutrino-transparent state by supernova physics [30, 73, 101]. Moreover, the presence of τ -leptons is disregarded due to their substantial mass. We develop numerical codes to independently compute the EoS for both hadronic and quark matter phases and their associated temperature profiles while maintaining fixed values for S/n_B and $Y_{L,e}$. These thermodynamic conditions are selected to accurately describe the evolution of NSs, drawing from relevant literature on the subject [41, 42, 61, 102–105]. In both scenarios, we examine β -equilibrated matter. Consequently, the hadronic matter involves the utilization of the chemical equilibrium conditions:

$$\mu_\Lambda = \mu_{\Sigma^0} = \mu_{\Xi^0} = \mu_{\Delta^0} = \mu_n = \mu_B, \quad (55)$$

$$\mu_{\Sigma^-} = \mu_{\Xi^-} = \mu_{\Delta^-} = \mu_B - \mu_Q, \quad (56)$$

$$\mu_{\Sigma^+} = \mu_{\Delta^+} = \mu_p = \mu_B + \mu_Q, \quad (57)$$

$$\mu_{\Delta^{++}} = \mu_B + 2\mu_Q, \quad (58)$$

and similar expressions can be found in [60, 61, 106] where the authors consider hyperons and Δ -isobars in the stellar matter. The baryon chemical potential is denoted as μ_B and the charged chemical potential is defined as $\mu_Q = \mu_p - \mu_n$, where the subscripts correspond to the individual particles present. In the context of neutrino-trapped matter, μ_Q assumes the following expression

$$\mu_Q = \mu_{\nu l} - \mu_l, \quad (59)$$

and in the neutrino-transparent regime, it takes on the following form

$$\mu_Q = -\mu_l, \quad (60)$$

where l is the leptons present in that regime. On the other hand, the quark matter was studied following chemical potential expressions

$$\mu_d^* = \mu_s^* = \mu_u^* + \mu_e - \mu_{\nu e}, \quad \text{neutrino trapped matter} \quad (61)$$

and

$$\mu_d^* = \mu_s^* = \mu_u^* + \mu_e, \quad \text{neutrino transparent matter} \quad (62)$$

here, the subscripts u, d, s represents up, down and strange quarks. Also, charge neutrality, baryon number conservation, and the lepton number conservation (in the neutrino-trapped region) were separately ensured for both the hadronic and the quark matter phases (see the explicit expressions in Refs. [46, 60]). The lepton numbers are conserved through

$$Y_{L,l} = \frac{n_l + n_{\nu l}}{n_B}, \quad (63)$$

where $Y_{L,e} = Y_e + Y_{\nu e}$ and $Y_{L,\mu} = Y_\mu + Y_{\nu\mu} \approx 0$, following the assumptions previously stated based on supernova physics. The values of $Y_{L,e}$ are primarily influenced by the efficiency of the electron capture reaction occurring during the initial phases of proto-neutron star formation. Additionally, $Y_{L,\mu} \approx 0$ indicates the absence of muons in the stellar matter during the period of neutrino trapping [30]. The particle distribution in the stellar matter was computed utilizing

$$Y_i = \frac{n_i}{\sum_i n_i}, \quad (64)$$

where the summation index i runs over all the individual baryons and the quarks in each matter phase.

D. Construction of the hybrid stars

There are generally two ways hybrid stars are constructed in the literature, the Gibbs construction [42] which involves a mixed phase and a smooth transition, and the Maxwell construction which shows a sharp first-order phase transition without a mixed phase – see Ref. [62] for an elaborate discussion of the two scenarios. In the microphysical realm, it has been demonstrated that these two approaches exhibit no substantial differences [107, 108]. In the present investigation, we employ the Maxwell construction, using the two-phase approach wherein the higher density phase is characterized by quark matter. In comparison, the lower density phase consists of hadronic matter comprising baryon octet and Δ -isobars [60, 103]. In this construction, the EoS for the hadronic phase and the quark matter phase are developed differently and the hybrid star is constructed using chemical and mechanical equilibrium conditions i.e.

$$P_H = P_Q = P_c; \quad \text{mechanical equilibrium} \quad (65)$$

and

$$\mu_H = \mu_Q = \mu_c; \quad \text{chemical equilibrium} \quad (66)$$

where P_H and μ_H are the pressure and the chemical potential of the hadronic phase and P_Q and μ_Q are the pressure and the chemical potential of the quark phase. The points of equality between the pressures (P_c) and the chemical potentials (μ_c) are referred to as the critical pressure and critical chemical potential respectively

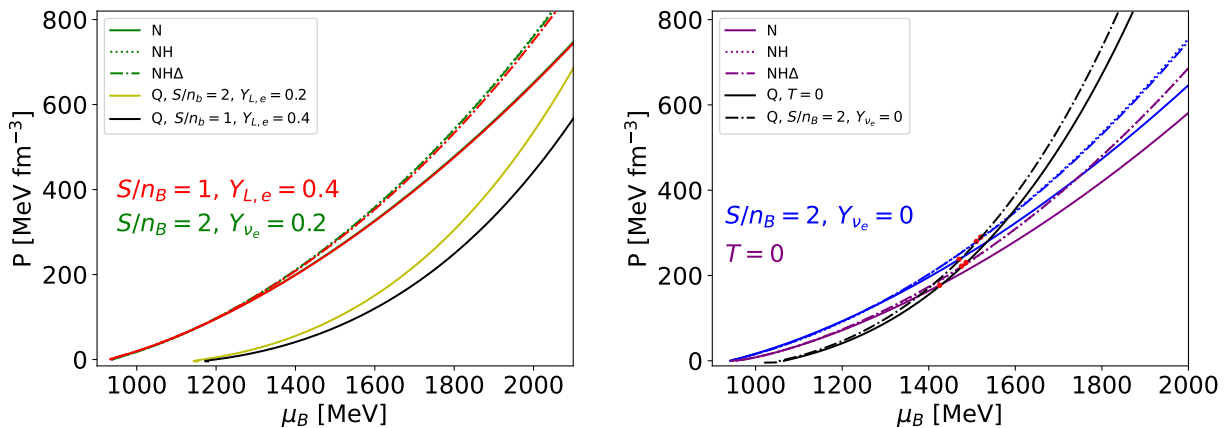


FIG. 1: The graphs depict the pressure as a function of the baryon chemical potential. Solid lines denote nucleons, dot-dot lines signify nucleons combined with hyperons, and dash-dot lines represent nucleons in addition to hyperons and Δ -isobars. The mechanical and chemical equilibrium points, denoting the phase transition, are identified by the intersection between the quark matter (depicted in black) and hadronic matter curves and hadronic matter curves. In the left panel, depicting neutrino-rich stellar matter, the quark matter curves do not intersect the hadronic matter curves, indicating the absence of a phase transition at this stage. Conversely, in the right panel, where the stellar matter is neutrino-poor, both curves intersect, indicating a phase transition occurring at this stage.

(the equilibrium points are shown in Fig. 1 with red dots). Marking the point of the phase transition from the hadronic to the quark matter phase [43, 109].

Even though the existence of hybrid stars was theorized decades ago, the observation of binary NS merger leading to the detection of the gravitational wave in event GW170817 (GW) [19] and the associated γ -ray burst, GRB 170817A (GRB) [110, 111] reinforce the belief of its existence. In these instances, the relative time difference between GW and GRB, along with the measured speed of sound of the ejecta from the core of the remnants, offer guidance for categorizing matter phases within NSs. These observations reinforce the theoretical plausibility of a quark core, which could give rise to hybrid NSs. Indeed, the investigation of hybrid stars remains model-dependent, primarily due to the absence of experimental determination or direct observation by any observatory as of the current state. However, despite this limitation, numerous studies exploring the existence of hybrid stars can be found in the literature (see e.g. [40, 44, 45, 112–114]).

From the previous sections discussing the hadronic and quark matter models, we compute the EoS for both matter phases and plotted $P_H(\mu_H)$ and $P_Q(\mu_Q)$ in Fig. 1 to identify chemical and mechanical equilibrium points, illustrated with red dots in Fig. 1. In the right panel, we find that the $P_H(\mu_H)$ and $P_Q(\mu_Q)$ do not cross each other due to the absence of phase transition in this regime when neutrinos are present in the stellar matter, so no equilibrium is established between the two matter phases. However, in the right panel, the curves cross each other indicating a phase transition from hadronic to quark matter phase.

III. RESULTS AND ANALYSIS

On Tab. III, we present the results of the stellar properties determined from our calculations. Upon examination of the table, we observe that the maximum stellar masses generally decrease as the degrees of freedom of the stellar matter increase, as expected. Additionally, from the neutrino-trapped region where $Y_{L,e}$ is fixed, we note that the maximum stellar mass decreases slightly as the star deleptonizes, except for stars composed solely of nucleons, which exhibit no significant changes in mass which may be due to accretion. However, during deleptonization, the stellar radii increase alongside higher core temperatures as neutrinos diffuse from the stellar core. For the neutrino transparent matter, on the other hand, the maximum stellar mass and radii decrease as the star cools down and shrinks through thermal emissions. For further clarity, we profiled two stars with fixed baryon masses $M_b = 1.57 M_\odot$ and $M_b = 2.45 M_\odot$ to determine their corresponding gravitational masses, radii, core temperature, central energy, and baryon densities and presented them on the table.

From the snapshots of the particle distributions depicted in Fig. 2, two fates await the supernova remnants at each stage of its evolution: it can either form a black hole or a PNS. However, the formation of a black hole signifies the culmination of stellar evolution. Therefore, in this study, we presume that all conditions favored the formation of PNS [30]. In the first stage ($S/n_B = 1$ and $Y_{L,e} = 0.4$), if the explosion lacks the requisite strength to deleptonize the mantle of the star, it promptly accretes matter, leading to the formation of a black hole. In such a scenario, the evolution of the star is abruptly terminated, and it does not progress to the second stage ($S/n_B = 2$

Stellar properties											
Particle content	S/n _B	Y _{L,e}	M[M _⊙]	M _b [M _⊙]	R[km]	ε ₀ [MeVfm ^{−3}]	n _c [n ₀]	T _{co} [MeV]	T _C [MeV]	μ _c [MeV]	P _c [MeVfm ^{−3}]
N	1	0.4	2.44	2.81	12.33	1070	5.26	30.08	—	—	—
NH			2.33	2.65	12.38	1078	5.36	21.16	—	—	—
NHΔ			2.33	2.65	12.39	1072	5.36	21.13	—	—	—
N	2	0.2	2.49	2.89	12.83	1007	5.00	71.83	—	—	—
NH			2.28	2.61	12.56	1070	5.42	46.42	—	—	—
NHΔ			2.29	2.62	12.52	1073	5.42	45.41	—	—	—
N	2	Y _{νe} = 0	2.43	2.83	13.66	1068	5.59	23.08	62.61	1470	238
NH			2.22	2.54	13.03	1084	5.56	51.22	48.90	1510	280
NHΔ			2.22	2.55	12.86	1107	5.65	49.41	47.30	1520	290
N	T = 0	Y _{νe} = 0	2.26	2.67	13.04	611	3.56	—	—	1425	177
NH			2.21	2.60	12.65	876	4.87	—	—	1476	222
NHΔ			2.21	2.61	12.55	1021	5.46	—	—	1486	230
Fixed M _b and the corresponding stellar matter properties											
Particle content	S/n _B	Y _{L,e}	M _b [M _⊙]	M[M _⊙]	R[km]	ε ₀ [MeVfm ^{−3}]	n _c [n ₀]	T _c [MeV]	T _C [MeV]	μ _c [MeV]	P _c [MeVfm ^{−3}]
N	1	0.4	2.45(1.57)	2.19(1.48)	13.65(14.55)	569.34(348.42)	3.30(2.19)	24.21(18.71)	—	—	—
NH				2.18(1.47)	13.49(14.55)	631.04(348.38)	3.59(2.19)	20.47(18.26)	—	—	—
NHΔ				2.19(1.47)	13.46(14.545)	638.30(348.38)	3.62(2.19)	20.24(18.15)	—	—	—
N	2	0.2	2.45(1.57)	2.19(1.46)	14.44(15.57)	501.81(301.75)	3.01(1.93)	57.00(41.93)	—	—	—
NH				2.17(1.48)	13.71(15.25)	653.83(329.52)	3.72(2.09)	43.99(38.36)	—	—	—
NHΔ				2.18(1.49)	13.60(15.12)	659.96(340.48)	3.76(2.16)	42.66(36.96)	—	—	—
N	2	Y _{νe} = 0	2.45(1.57)	2.17(1.48)	14.50(15.56)	491.47(305.51)	2.94(1.96)	54.89(43.27)	—	—	—
NH				2.16(1.46)	13.50(15.41)	720(333.67)	4.08(2.06)	46.74(38.59)	—	—	—
NHΔ				2.16(1.47)	13.36(15.027)	710(354.47)	4.02(2.26)	45.68(38.25)	—	—	—
N	T = 0	Y _{νe} = 0	2.45(1.57)	2.10(1.42)	13.22(13.22)	503.68(343.21)	3.14(2.29)	—	—	—	—
NH				2.10(1.41)	13.00(13.21)	607.57(341.77)	3.66(2.26)	—	—	—	—
NHΔ				2.10(1.43)	12.85(13.14)	611.71(363)	3.69(2.39)	—	—	—	—

TABLE III: Here, N represents nucleons only, NH represents nucleon plus hyperons admixture, and NHΔ represents nucleon plus hyperons plus Δ-isobars admixture. We show the maximum gravitational mass (M_{max}) and its corresponding radii (R), the central energy density (ε_0), the central baryon density n_c , the core temperature (T_{co}) and the critical temperature (T_C) for the evolution stages of the PNS considered. The stars without P_c and μ_c values do not undergo a phase transition to a free quark core. Additionally, we choose two fixed baryonic masses; $M_b = 1.57 M_\odot$ and $M_b = 2.45 M_\odot$ and calculate the other properties of the stellar matter for the four stages of the stellar evolution. The results are arranged such that the star with the smaller baryonic mass is in a bracket and the larger one is out of the bracket i.e. 2.45(1.57).

and $Y_{L,e} = 0.2$). During the transition from the second to the third stage ($S/n_B = 2$ and $Y_{\nu_e} = 0$), the star undergoes deleptonization via neutrino diffusion. If neutrino loss transpires too rapidly, it can induce softening of the EoS, thereby increasing the risk of black hole formation, particularly if the gravitational pressure reaches sufficiently high levels. In the third stage, once all neutrinos have escaped from the stellar matter, the likelihood of strangeness-carrying hyperons emerging in the stellar matter rises. If the formation of strangeness-carrying hyperonic matter becomes excessive, it can potentially lead to the formation of a black hole [115, 116]. This phenomenon occurs if there is an accretion of matter at this stage.

In Fig. 2, we illustrate the particle distribution in the stellar matter determined using (64). The particle distribution provides valuable insights into the isospin asymmetry of the stellar matter as the star evolves [60, 97], highlighting how temperature influences the emergence of particles during stellar evolution and its consequent

impact on the EoS [61]. The isospin asymmetry of the quark matter is computed using

$$\delta_q = 3 \frac{n_d - n_u}{n_d + n_u}, \quad (67)$$

where $n_3 = n_d - n_u$ represents the isospin density and $n_B = (n_d + n_u)/3$ denotes the baryon density for a two-flavor quark system. Conversely, the isospin asymmetry of the hadronic matter is determined by

$$\delta_H = \frac{n_n - n_p}{n_n + n_p}, \quad (68)$$

where $n_B = n_n + n_p$. Along the panels, it is clear that the ratio of the particle fraction Y_p/Y_n decreases along the panel as the star evolves. This means the isospin asymmetry increases along the evolution lines. However, the variations in Y_u/Y_d are not evident from the bottom panels, as the quark fractions appear to remain constant at higher densities, well beyond several times n_0 .

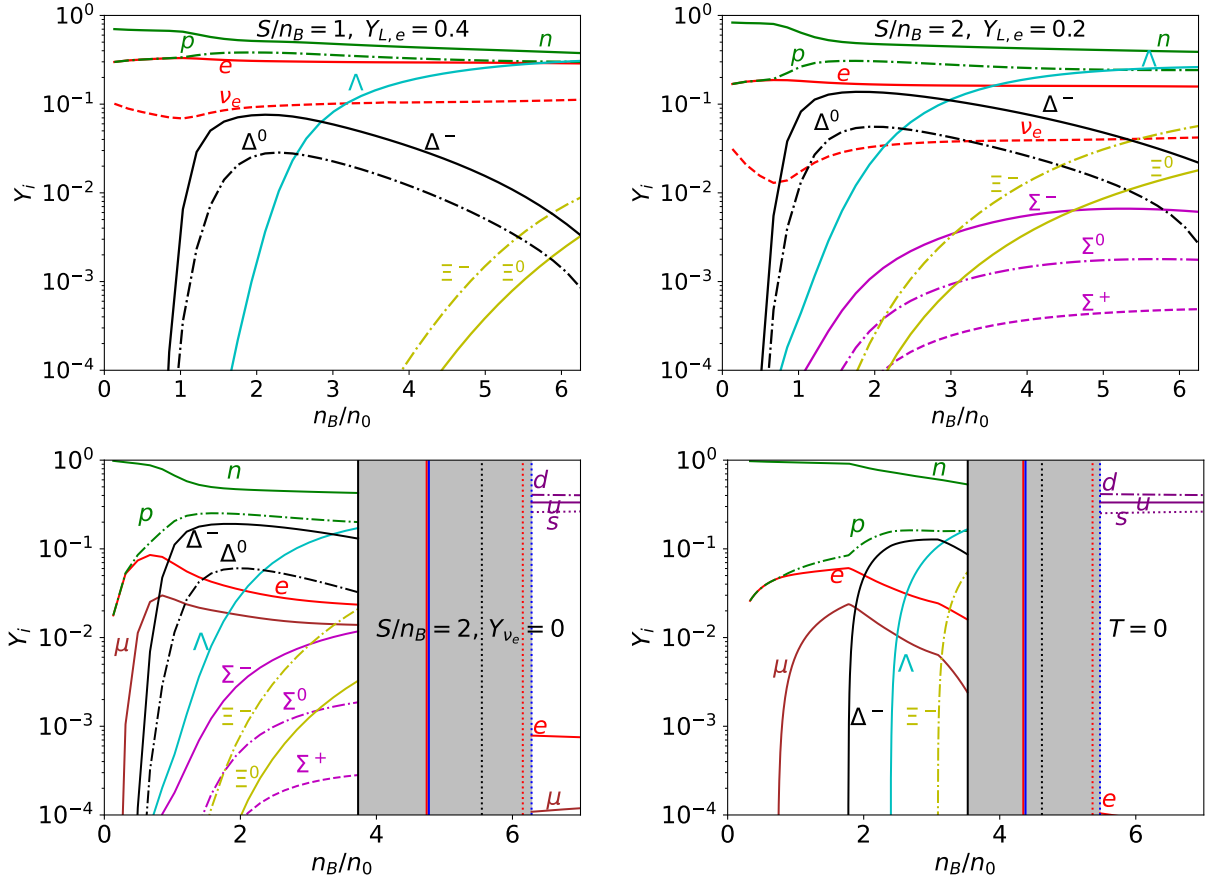


FIG. 2: The particle fraction for the PNS from birth to maturity as a cold catalyzed hybrid NS. The upper panels shows the stages when the star is neutrino-rich and the lower panels when it is neutrino-poor. The proto-neutron stars undergo a phase transition from a hadronic to a quark matter phase once all the neutrinos have escaped from the stellar core. They then continue cooling down to form a cold hybrid NS, as depicted in the bottom panels. The solid vertical lines in the lower panels show when the phase transition of each particle begins and the corresponding dot-dot line shows where the phase transition ends for each particle. The black lines represent the nucleon, the red lines represent nucleon plus hyperons and the blue line represents the nucleon plus hyperons plus Δ -isobars.

Nonetheless, as discussed in [46], it was noted that this ratio decreases as PSSs evolve; consequently, the isospin asymmetry δ_q increases with PSS evolution. Additionally, there is a delay in the emergence of strangeness-carrying particles, primarily the Λ hyperon, in the low entropy ($S/n_B = 1$ and $Y_{L,e} = 0.4$, corresponding to low temperature) neutron-rich matter and in neutrino-poor stellar matter with $T = 0$, as illustrated in the first and fourth panels, respectively. As the matter deleptonizes and S/n_B increases ($S/n_B = 2$ and $Y_{L,e} = 0.2$), the strangeness-carrying particles shift further towards the low-density region. Subsequently, after all the neutrinos have escaped from the core ($S/n_B = 2$ and $Y_{\nu_e} = 0$), all the strangeness-carrying particles appear either before or at $n_B \approx 2n_0$, as evident in the second and third panels. This establishes a relation between the appearance of strangeness-carrying particles with the increase in temperature and entropy. Another crucial point to note is that the presence of neutrinos hinders the appearance of free quarks in stellar matter.

Moreover, the Δ^- heavy non-strange baryon prominently appears in the stellar matter at each stage along the evolution lines, causing a reduction in the lepton population. The most prevalent strangeness-carrying hyperon in the stellar matter across all regimes is the Λ . At low S/n_B (first panel) and low temperatures (fourth panel), Λ and Ξ hyperons emerge as the dominant strangeness-carrying particles at low n_B . Nonetheless, at higher S/n_B , this phenomenon changes, and Λ and Σ strangeness-carrying hyperons dominate at low n_B , as observed in the second and third panels. Hence, the temperature favors the production of Σ particles, as evident in the second and third panels. Zooming in on the bottom panels, we observe a phase transition from hadronic to quark matter phase. The phase transition begins lowly immediately after the neutrinos have completely escaped from the stellar core, at the point where the matter is expected to be maximally heated. This is evident by the wider gray area in the third panel compared to the fourth one. In the fourth panel, it's evident that the quark core

expands significantly as the matter cools down to $T = 0$, with comparatively faster phase transitions. We have depicted the onset of phase transitions with solid vertical lines and the cessation points with a corresponding dotted vertical line. As the degrees of freedom of the stellar matter increase, the phase transition slows down.

In Fig. 3, we show the EoSs for various stages of the star's evolution. In the left panel, we show the EoSs of both the hadronic and quark phases when neutrinos are trapped in the stellar core. We determined from Fig. 1 that there is no chemical and mechanical equilibrium established between both matter phases at this regime hence, there is no hadron-quark phase transition here. On the other hand, the curves in the right panel show the EoSs for neutrino-transparent matter where phase transition from hadronic to quark matter phase occurs. This is evident by the discontinuity in the energy density. Generally, we observe that the EoSs become softer as the degrees of freedom of the stellar matter increase as expected [117, 118]. This property is essential in the determination of the structure of the corresponding stars since stiffer EoS signifies a higher maximum gravitational mass of the star and vice versa. In the right panel, it is noticeable that the phase transition from hadronic to quark matter phase for the fixed entropy stars ($S/n_B = 2$, $Y_{\nu_e} = 0$) happens at higher energy densities compared to the $T = 0$ stars. This is attributed to the slow nature of the phase transition in the fixed entropy stars compared to the cold ones as discussed in Fig. 2.

In the neutrino-trapped regime, higher fixed $Y_{L,e}$ results in the increase of the stiffness of the EoS, hence the first stage of the star's evolution is associated with stiffer EoSs compared to the deleptonization phase in the second stage where the entropy increases and $Y_{L,e}$ decreases. This correlation can be attributed to the emergence of strangeness-carrying hyperons in the stellar matter, as depicted in Fig. 2. The increased presence of hyperons at lower densities results in a softer EoS in this regime. In the neutrino-transparent matter, where the hybrid stars are formed, the EoSs become softer as the star cools down from $S/n_B = 2$, undergoing catalyzation at $S/n_B = 0$, and reaches $T = 0$ when a 'mature' NS is formed.

The mass-radius diagram that represents the macroscopic structure of the NSs is determined by solving the Tolman–Oppenheimer–Volkoff (TOV) equations [119], assuming a hydrostatic spherically symmetric fluid. The relevant equations to solve are

$$\frac{dP(r)}{dr} = -[\varepsilon(r) + P(r)] \frac{M(r) + 4\pi r^3 P(r)}{r^2 - 2M(r)r}, \quad (69)$$

$$\frac{dM(r)}{dr} = 4\pi r^2 \varepsilon(r). \quad (70)$$

With the radial coordinate r , gravitational mass as a function of radius $M(r)$, pressure $P(r)$, and energy density $\varepsilon(r)$, we utilized natural units where $G = c = 1$. Fig. 4 depicts the solution of these equations. The baryon

mass (M_B) is computed using

$$\frac{dM_B(r)}{dr} = 4\pi m_n \frac{r^2 n_B(r)}{[1 - 2M(r)/r]^{1/2}}, \quad (71)$$

where $m_n = 939 \text{ MeV}$ is the nucleon mass.

At this juncture, it's crucial to note that there are two broader approaches to investigating PNSs: the quasi-static approximation description, applicable when the stellar matter is isentropic, and the full hydrostatic simulation, utilized when the stellar matter is out of equilibrium. Thus, the TOV equations are applicable in the former, not the latter (see e.g. [42, 61, 73, 102–105]). In the quasi-static approximation description the time derivatives of density, pressure, and the metric vanish therefore, the average hydrostatics effects that focus on the evolution of intensive thermodynamic quantities such as the $Y_{L,e}$ and the S/n_B over the Kelvin-Helmholtz timescale is enough for the analysis [120, 121]. The boundary conditions at this stage are $P(R) = P_{\text{surf}}$, with P_{surf} , the pressure on the surface of the star, and R is the stellar radius, in the case of 'mature' NSs at $T = 0$, $P(R) = 0$. In the finite temperature (fixed entropy) scenario, the selection of P_{surf} is somewhat arbitrary owing to the presence of thermal pressure. Nevertheless, its value has been found to impact the properties of the stellar mantle during its initial formation stages. However, studies have shown that significantly small values of P_{surf} have a negligible effect on the long-term evolution of the star's internal structures [122, 123].

The outcomes of the mass-radius diagram derived for pure nucleonic matter, nucleons plus hyperons, and nucleons plus hyperons plus Δ -isobars admixed hypernuclear matter all adhere to the $2 M_\odot$ mass constraint imposed on NSs. As additional degrees of freedom are introduced into the stellar matter, the maximum masses decrease, in accordance with expectations. The observed radii also fall within the ranges determined for the recently observed pulsar from the NICER observatory: PSR J0740+6620 [64, 65].

The square of the sound velocity depicted in Fig. 5 is computed using the relation

$$c_s^2 = \frac{\partial P}{\partial \varepsilon}, \quad (72)$$

which assists in classifying the particle composition of NSs using conformal symmetry arguments and the EoS as input. The c_s^2 leverages the distinct properties exhibited by QCD theory in both perturbative and nonperturbative regimes to differentiate between particle compositions. Studies indicate that in the perturbative regime of QCD theory particles exhibit behavior akin to scale invariance, whereas the opposite behavior is observed in the nonperturbative regime. This is distinguishable using c_s^2 , since the matter is exactly scale-invariant at $c_s^2 = 1/3$. This value is approached from below at higher density regions ($n_B > 40n_0$) in QM [124], where matter is considered to be scale-invariant. However, in the hadronic

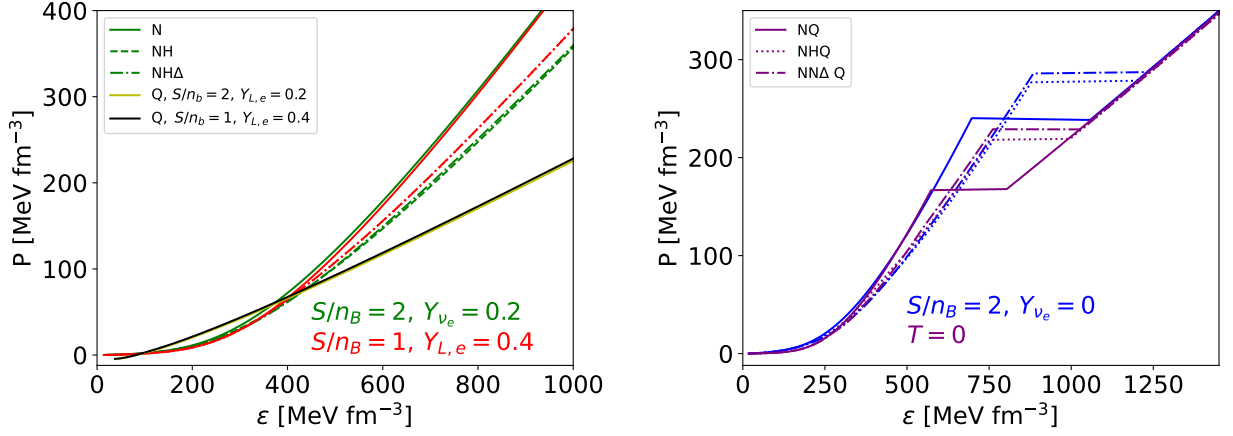


FIG. 3: The figures display the pressure as a function of the energy density. The right panel shows the EoSs of the stellar matter when the matter is neutrino-rich with no phase transitions. The right panel shows both a neutrino-free proto-strange star phase transition and a cold hybrid star EoS.

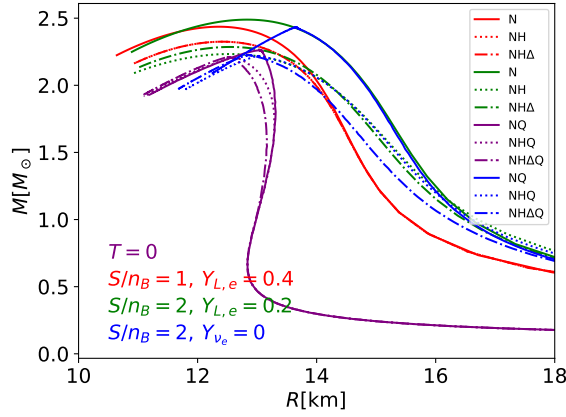


FIG. 4: Here we show the gravitational masses of the stars as a function of radii.

matter, c_s^2 rises to values $c_s^2 \gtrsim 0.5$, clearly violating the scale-invariant limit. The c_s^2 must also satisfy causality, $c_s^2 \leq 1$, and thermodynamic stability, $c_s^2 > 0$, conditions simultaneously [40, 125]. We observe from Fig. 5 that the curves for the neutrino-trapped matter grow monotonically beyond the conformal limit without decreasing. On the other hand, in neutrino-transparent matter, where hadron-quark phase transitions take place, the c_s^2 curves rise with density in the hadronic regime until they reach their maximum. At densities where free quarks begin to appear in the stellar matter, c_s^2 drops quickly below the conformal limit, indicating the presence of conformal invariant matter [126, 127]. The region of the steep drop in the curves represents the phase transition region, similar to the regions marked with gray areas in Fig. 2. The bumps in the $T = 0$ curves (purple) may represent shocks propagating through stacks of different particles. Comparing with the n_B/n_0 at which new particles appear in Fig. 2. The Δ^- appears at $\sim 1.8n_0$, Λ^0 at $\sim 2.2n_0$ and

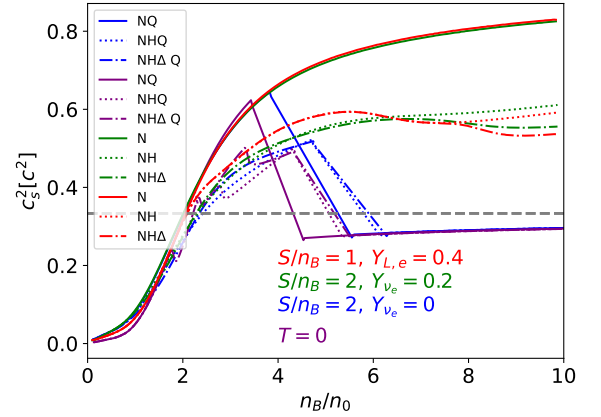


FIG. 5: The figure shows the velocity of sound squared as a function of the baryon density. The horizontal gray line is the conformal limit, $c_s^2 = 1/3$, below this line the stars are made up of self-bound quarks, and above it, we have hadronic stars. The curves increase monotonically with the baryon density, however, at the point of phase transition the c_s drops drastically below the conformal limit.

the Ξ^- at $\sim 3.3n_0$ in the same position the bumps appear depending on the matter composition. For NH matter, we have two bumps: the appearance of Λ^0 and Ξ^- hyperons at $\sim 2.2n_0$ and $\sim 3.3n_0$ respectively. In the NH Δ matter we have three bumps first at $\sim 1.8n_0$ when Δ^- appears, the second at $\sim 2.2n_0$ and the last at $\sim 3.3n_0$ when Ξ^- appears. Thus, no bumps are seen when matter is composed of only nucleons.

In Fig. 6, we depict the temperature as a function of baryon density. Generally, we observe that an increase in the degrees of freedom of the stellar matter leads to a decrease in the net temperature of the stellar matter. Ideally, increasing the degrees of freedom increases the entropy of the stellar matter. Since entropy is kept fixed

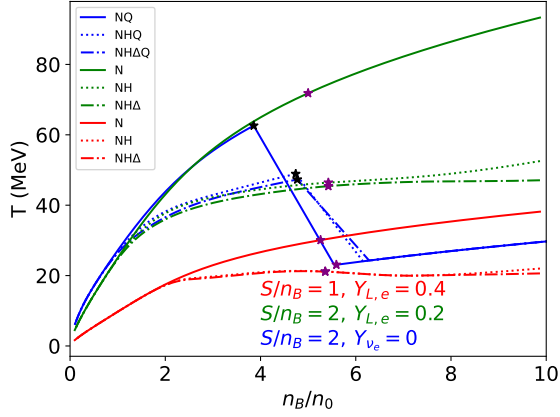


FIG. 6: The graph illustrates the temperature of the stellar matter as a function of n_B/n_0 . It shows a rise in temperature with n_B/n_0 , followed by a sharp decrease at the critical temperature, T_C (indicated by a black star), marking the phase transition from hadronic to quark matter phase. The core temperatures, T_{co} , are also highlighted with purple stars on the curves, except where they lie outside the critical temperature range.

at each stage, an increase in the degrees of freedom will lead to a decrease in the net temperature of the stellar matter. Also, in the neutrino-trapped matter, we observe that the temperature profile in the first stage when the star is capturing neutrinos, constitutes the least profiles. When the star begins deleptonizing, the temperature of the stellar matter increases, as represented by the second stage in Fig. 6 (for temperature fluctuation in PNSs with exotic baryons see [60, 61, 103]). At this point, the temperature of the stellar matter is relatively higher. In the third stage, when the quark core begins to form in the stellar matter, the temperature increases until it reaches a critical point (marked with black stars on the curves) in the hadronic matter region. Subsequently, it decreases sharply as free quarks emerge in the stellar matter. The sharp decrease in the temperature when the quark core starts forming is attributed to the higher degeneracies of the quarks. The core temperatures are denoted by purple stars on the curves, except where the core temperature falls outside the critical temperature range.

In Fig. 7, we analyze the stability of PNSs (with quark cores) using the adiabatic index as the benchmark. Based on the seminal presentations by Chandrasekhar [128, 129], it was established that the dynamical instability of compact stars can be studied through variational methods. Mathematically, the adiabatic index (Γ) is expressed as

$$\Gamma = \frac{P + \varepsilon}{P} \left(\frac{dP}{d\varepsilon} \right)_{s_B}, \quad (73)$$

where the term in the bracket is precisely the speed of sound and $s_B = S/n_B$ is the entropy per baryon at which the Γ is being computed. Γ is a dimensionless quantity

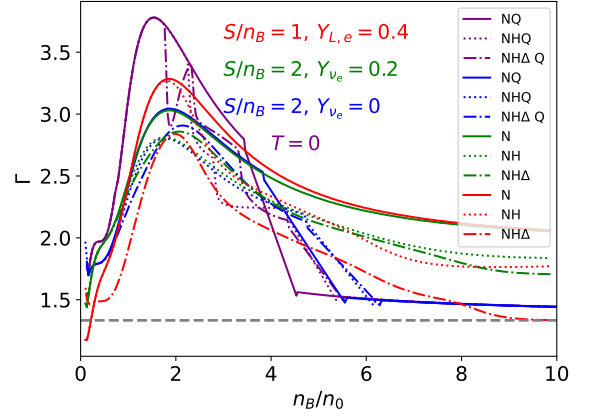


FIG. 7: The curves represent the adiabatic indices of the hadronic and hybrid stars as a function of n_B/n_0 . A horizontal gray line at $\Gamma = 4/3$ denotes the instability threshold. Curves intersecting this line are deemed unstable, while those above it are considered stable. The red curves depicting the PNS in its early stages intersect the instability line at various densities. Both the N and NH curves cut the instability line at the low-density region while the NHA curve cuts it at the high-density region.

determined through the EoS, hence, its value depends on the stiffness or otherwise of the corresponding EoS. A star is considered stable when $\Gamma > 4/3$ in its core. Conversely, a star is deemed unstable when $\Gamma < 4/3$, indicating an impending collapse. Consequently, a critical point exists at $\Gamma = 4/3$, serving as the boundary that distinguishes between the stable and unstable regions [130, 131].

From Fig. 7, it is evident that the PNS formed during the initial stage of stellar evolution when neutrinos are trapped in its core intersects the instability threshold at various n_B/n_0 values. This indicates that PNSs formed in this regime are unstable regardless of the composition of the stellar matter, as highlighted by the red curves. The rest of the stars satisfy the stability conditions set through Γ . After the neutrinos have escaped and the quark core starts forming, the resulting hybrid stars remain stable as shown in the figure above. However, at the point where the quark core starts forming, the curves of the stars decrease steadily until they approach the instability line from above but do not cross it. Thus, the stars with the quark core are stable as well.

Subsequently, we profile two stars with fixed baryon mass to determine how the pressure, temperature, and sound velocity behave with radius in relatively lighter and heavier stars. It is important to note, that during the stellar evolution, the baryon density does not vary significantly, as indicated by the maximum baryon masses in Tab. III. In the subsequent figures, solid lines describe a massive star with $M_b = 2.45 M_\odot$, while dashed-dot lines describe the corresponding $M_b = 1.57 M_\odot$ stars. In the left panel of Fig. 8, we display the pressure profile of the neutrino-trapped matter, while in the right panel, we illustrate the pressure profile of the neutrino-transparent

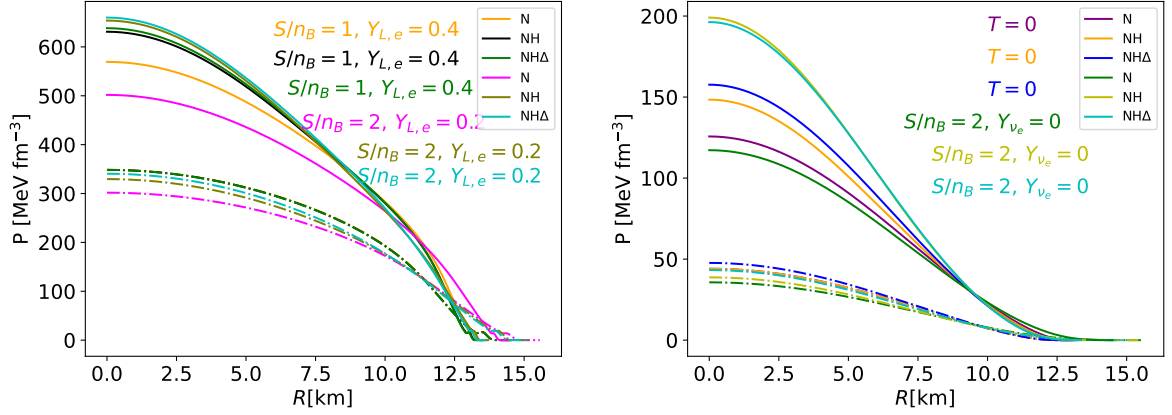


FIG. 8: The pressure profile of two stars with fixed baryon masses, $M_b = 1.57 M_\odot$ (dot-dash lines) and $M_b = 2.45 M_\odot$ (solid lines). Comparatively, the presence of trapped neutrinos in the star increases its pressure drastically, this is not immediately obvious when we consider a group of stars as in Fig. 3 due to the corresponding increase in energy density.

matter. Generally, a more massive star is associated with higher core pressure than a lighter star. However, both exhibit a constant pressure at the surface of the star. Comparing the two panels, it's evident that trapped neutrinos increase the pressure in the core of the star compared to the neutrino-free ones. Nonetheless, after the neutrinos have escaped from the star, the surface pressure remains constant for a few more kilometers before it starts rising steeper towards the core compared to the neutrino-trapped ones.

In Fig. 9, we present the temperature profiles in the core of the two selected stars. The left panel represents the instance where neutrinos are trapped inside the star, while the right panel illustrates when the neutrinos have all escaped from the star's core, and the stellar matter is maximally heated. Generally, the temperature is higher in more massive stars than in lighter ones, as depicted in the figure above. Additionally, the temperature remains constant for a few kilometers on the star's surface before it starts increasing towards the core of the star. The initial stages of star formation are associated with lower temperature profiles due to higher $Y_{L,e}$, as expected. As the star begins deleptonizing, the temperature of the stellar matter increases as depicted in the figure above.

In Fig. 10, we illustrate the c_s^2 of the two selected stars as a function of the star's radius. This will allow us to determine the composition of matter that makes up these stars. The left panel represents stars with neutrinos trapped in their core, which we know to be composed only of hadrons. Therefore, their c_s^2 are expected to rise monotonously towards the core, as shown in the graph above. In the right panel, we display the results of the stars formed with neutrino-transparent matter, with a possible quark core formation. Generally, the c_s^2 is higher in heavier stars than in lighter ones. Also, relatively colder stars are associated with higher sound velocity than their hotter counterparts. We demarcate the conformal boundary with a horizontal gray line at $c_s^2 = 1/3$.

In smaller and hotter stars, such as those with $S/n_B = 2$ and $Y_{L,e} = 0.2$, as well as those with $S/n_B = 2$ and $Y_{\nu_e} = 0$, the c_s^2 falls below the conformal limit. This might suggest the possibility of free quark phase transitions. However, upon closer examination of the n_c values for $M_b = 1.57 M_\odot$ stars, it becomes evident that this behavior is not indicative of a quark phase transition at this point in time. Instead, it can be attributed to the mass of the stars under consideration. On the contrary, the c_s^2 determined for heavier stars with $M_b = 2.45 M_\odot$ exhibits characteristics typical of hadron stars. As discussed below Fig. 5, the occurrence of the bumps in c_s^2 observed in the stars at $T = 0$, coincide with the appearance of new degrees of freedom in the star when it is cold.

IV. FINAL REMARKS

We investigated the evolution of PNSs from their birth to maturity to determine the conditions under which a quark core begins to form in their interior, amidst extreme temperatures and densities. The stellar matter comprises nucleons, nucleons plus hyperons, and nucleons plus hyperons plus Δ -isobars. For the first time, we used DDQM and RMF approximation with density-dependant coupling to show that the formation of the quark core during stellar evolution begins only when all the neutrinos have escaped from the star. The study demonstrates that the presence of neutrinos in the core of the PNS hinders the formation of free quarks in its core. However, once all the neutrinos have escaped from the stellar core, and the stellar matter is expected to reach maximum heating, the phase transition begins to occur. Consequently, within the model framework, the phase transition is found to be highly dependent on the lepton fractions rather than the temperature of the stellar matter. The observed drastic drop in temperature and sound velocity at the onset of the quark core can indeed

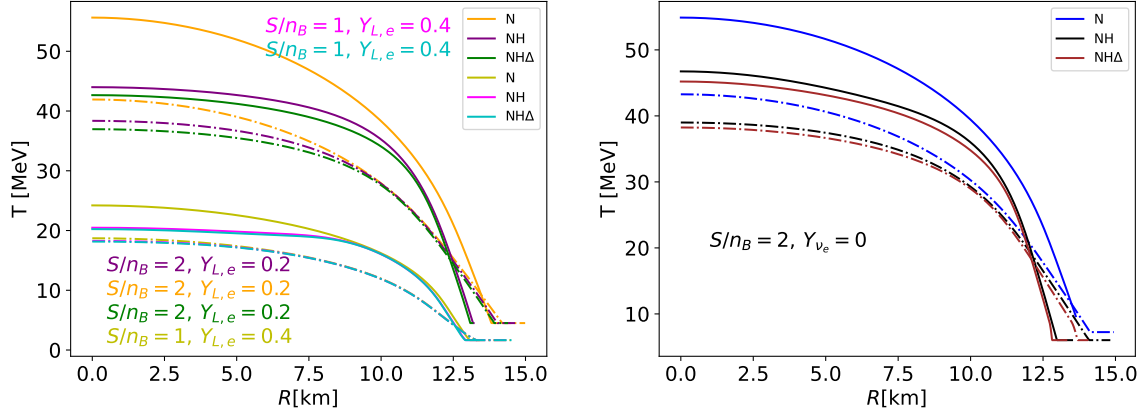


FIG. 9: The temperature profiles for the two selected stars are depicted on the graph. Dot-dashed lines distinguish the star with $M_b = 1.57 M_\odot$, while the star with $M_b = 2.45 M_\odot$ is represented by solid lines.

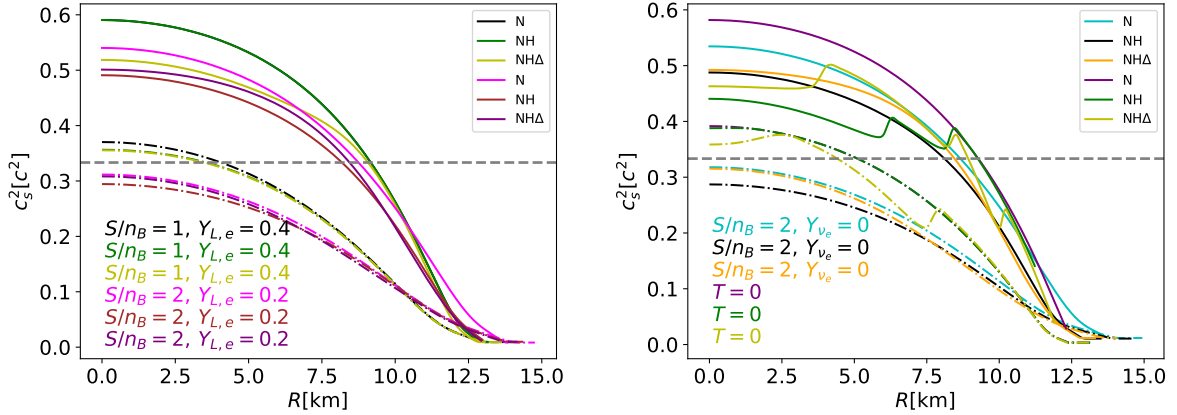


FIG. 10: The c_s^2 of two stars with fixed baryon masses, $M_b = 1.57 M_\odot$ (dot-dash lines) and $M_b = 2.45 M_\odot$ (solid lines).

serve as a reliable indicator for detecting hybrid stars, as our results demonstrate. In [132, 133], the authors explore the impact of neutrino trapping on the quark-hadron phase transition in PNSs. They conclude that the possibility of a quark core appearing in PNSs before deleptonization is completed is highly unlikely. These conclusions align with our findings. Our study led to the determination of the critical chemical potential, critical temperature, and critical pressure at which the hadron-quark phase transition can occur in neutrino-transparent matter for different compositions of matter, and the results are displayed in Tab. III. The specific findings from the study are itemized below:

- We calculated the Y_i , and presented our results in Fig. 2 to illustrate the various particle compositions in the stellar matter, at which density they appear in the stellar matter, and to pinpoint when the presence of free quarks become apparent in the stellar matter. We find that there is a gradual phase transition from hadronic to quark matter phase after the neutrinos have escaped from the stellar core ($S/n_B = 2$ and $Y_{\nu_e} = 0$) within the baryon density

range $3.73 \leq n_B[n_0] \leq 6.28$. After the stellar matter has cooled down to $T = 0$, the phase transition accelerates, and the quark core expands relatively. This transition occurs within the baryon density range $3.53 \leq n_B[n_0] \leq 5.47$. Similar studies were conducted in [41], where the authors found phase transitions occurring solely at $T = 0$. Additionally, in [42], the authors conducted similar investigations using Gibbs construction for hybrid stars, considering only nucleons in their model.

- In Fig. 3, we presented the EoS, which forms the foundation of the entire study. We observe that in the neutrino-trapped region, the increase in $Y_{L,e}$ results in the stiffening of the EoS, and vice versa. However, in the neutrino-transparent matter, a hadron-quark phase transition occurs, leading to a noticeable discontinuity in the energy density. Here, the EoS softens as the stellar matter cools from $S/n_B = 2$ and $Y_{\nu_e} = 0$ to $T = 0$ through the emission of thermal radiations (see e.g. [41, 43, 61, 103] for an insight into fixed entropy EoSs and hybrid EoS).

- In Fig. 4, we presented the results of the structure of the stars. We find that the maximum masses are consistent with those obtained for PSR J0740+6620 [64, 65], PSR J2215+5135 [66], and PSR J0952-0607 [67] pulsars. Additionally, the radius falls within the bounds of the NICER observed pulsar PSR J0740+6620.
- We distinguished between the hadronic and quark matter phases [40, 134] calculating c_s^2 in Fig. 5. The c_s^2 exhibits a rise with increasing density in the hadronic regime and then begins to decrease sharply when the quark core starts to appear, eventually reaching a value below the conformal limit. Moreover, we profiled two different stars with $M_b = 1.57 M_\odot$ and $M_b = 2.45 M_\odot$ and used the c_s^2 as a function of star's radii (Fig.10) and n_c (Tab.III) to determine their particle composition. We found that both stars profiled are hadron stars. Additionally, we observed that the c_s in the core increases when neutrinos are trapped in the stellar matter. It drops immediately after all the neutrinos have escaped from the core and increases again when the star cools down to $T = 0$.
- We calculated the variation of temperature with the baryon density and presented our findings in Fig. 6. Additionally, we studied the temperature profile in two selected stars and presented our results in Fig. 9. Generally, the temperature rises with n_B and R towards the stellar core. However, when new degrees of freedom start appearing in the stellar matter, it significantly reduces the temperature gradient. In Fig. 6, where the $S/n_B = 2$ and $Y_{\nu_e} = 0$ stellar matter possesses the quark core, the temperature drops drastically as the quark core begins to form in the stellar matter. This represents a hadron-quark phase transition when the hadronic matter reaches a critical temperature T_C . The observed properties of the temperature variations qualitatively agree with the ones presented in [43, 46, 61].
- We explored the stability of both the hadronic and hybrid NSs using the adiabatic index as our benchmark for analysis. We found that the neutrino-rich ($S/n_B = 1$ and $Y_{L,e} = 0.4$) PNS is unstable for the various particle compositions, as illustrated in Fig. 7. The star stabilizes during deleptonization, transitioning through neutrino transparency to the formation of a cold-catalyzed hybrid NS. The point of the hadron-quark phase transition is depicted by a steep drop in the curves, which then becomes horizontally constant as it approaches the $\Gamma = 4/3$

threshold. A detailed discussion on the derivation of Γ and the conditions under which stability can be determined within its framework is presented in [135].

- We profiled the pressure variation as a function of the star's radii of two NSs with fixed baryon masses as shown in Fig. 9. We observed that the pressure is relatively constant on the star's surface for both the lighter and the heavier stars analyzed, and it begins to rise with radius towards the star's core a few kilometers from the surface. The results indicate that the presence of neutrinos in the star's core significantly increases its core pressure. As the star undergoes deleptonization and neutrino diffusion, the pressure begins to drop and then rises again when the star catalyzes, shrinks, and compactifies to form a “mature” NS at $T = 0$.

From the study, we determined that the presence of neutrino concentration in the stellar core during its formative stages impedes the dissociation of the hadrons into SQM in the stellar core. Additionally, neutrino concentration suppresses temperature rise, increasing pressure and c_s^2 of the stellar matter toward the star's core. This results in an increase in the maximum mass of the neutrino-trapped PNSs relative to neutrino-poor ones. During the deleptonization stages, the matter heats up, leading to an expansion in the size of the star and a relative drop in the maximum gravitational mass, as shown in Tab. III, in the absence of accretion and the formation of a black hole. We established the formation of a quark core when all the neutrinos had escaped from the stellar core. It would be nice to reproduce the present study with other models to check how model-dependent our conclusions are.

Acknowledgements

This work is a part of the project INCT-FNA Proc. No. 464898/2014-5. D.P.M. was partially supported by Conselho Nacional de Desenvolvimento Científico e Tecnológico (CNPq/Brazil) under grant 303490-2021-7. A.I. thanks the financial support from the São Paulo State Research Foundation (FAPESP) Grant No. 2023/09545-1. T. F. thanks the financial support from the Brazilian Institutions: CNPq (Grant No. 306834/2022-7), Improvement of Higher Education Personnel CAPES (Finance Code 001) and FAPESP (Grants No. 2017/05660-0 and 2019/07767-1). Z.R. wishes to thank the Shiraz University Research Council.

[1] G. G. Raffelt, “Astrophysical methods to constrain axions and other novel particle phenomena,” *Physics Re-*

ports, vol. 198, no. 1, pp. 1–113, 1990.

- [2] G. Raffelt and D. Seckel, “Bounds on Exotic Particle Interactions from SN 1987a,” *Phys. Rev. Lett.*, vol. 60, p. 1793, 1988.
- [3] K. Hirata *et al.*, “Observation of a Neutrino Burst from the Supernova SN 1987a,” *Phys. Rev. Lett.*, vol. 58, pp. 1490–1493, 1987.
- [4] K. S. Hirata *et al.*, “Observation in the Kamiokande-II Detector of the Neutrino Burst from Supernova SN 1987a,” *Phys. Rev. D*, vol. 38, pp. 448–458, 1988.
- [5] R. M. Bionta *et al.*, “Observation of a neutrino burst in coincidence with supernova 1987a in the large magellanic cloud,” *Phys. Rev. Lett.*, vol. 58, pp. 1494–1496, Apr 1987.
- [6] E. W. Kolb and M. S. Turner, “Supernova SN 1987a and the Secret Interactions of Neutrinos,” *Phys. Rev. D*, vol. 36, p. 2895, 1987.
- [7] G. G. Raffelt, “What Have We Learned From SN 1987A?,” *Mod. Phys. Lett. A*, vol. 5, pp. 2581–2592, 1990.
- [8] M. S. Turner, “Axions from SN 1987a,” *Phys. Rev. Lett.*, vol. 60, p. 1797, 1988.
- [9] J. H. Chang, R. Essig, and S. D. McDermott, “Supernova 1987A Constraints on Sub-GeV Dark Sectors, Millicharged Particles, the QCD Axion, and an Axion-like Particle,” *JHEP*, vol. 09, p. 051, 2018.
- [10] G. Lucente, L. Mastrototaro, P. Carenza, L. Di Luzio, M. Giannotti, and A. Mirizzi, “Axion signatures from supernova explosions through the nucleon electric-dipole portal,” *Phys. Rev. D*, vol. 105, no. 12, p. 123020, 2022.
- [11] A. Caputo, G. Raffelt, and E. Vitagliano, “Muonic boson limits: Supernova redux,” *Phys. Rev. D*, vol. 105, no. 3, p. 035022, 2022.
- [12] W. DeRocco, P. W. Graham, D. Kasen, G. Marques-Tavares, and S. Rajendran, “Observable signatures of dark photons from supernovae,” *JHEP*, vol. 02, p. 171, 2019.
- [13] S. Hannestad and G. Raffelt, “New supernova limit on large extra dimensions,” *Phys. Rev. Lett.*, vol. 87, p. 051301, 2001.
- [14] S. Hannestad, G. Raffelt, and Y. Y. Y. Wong, “Unparticle constraints from SN 1987A,” *Phys. Rev. D*, vol. 76, p. 121701, 2007.
- [15] S. Balaji, P. S. B. Dev, J. Silk, and Y. Zhang, “Improved stellar limits on a light CP-even scalar,” *JCAP*, vol. 12, p. 024, 2022.
- [16] A. Friedland and M. Giannotti, “Astrophysical bounds on photons escaping into extra dimensions,” *Phys. Rev. Lett.*, vol. 100, p. 031602, 2008.
- [17] A. Bharucha, F. Brümmer, N. Desai, and S. Mutzel, “Axion-like particles as mediators for dark matter: beyond freeze-out,” *JHEP*, vol. 02, p. 141, 2023.
- [18] A. Lella, P. Carenza, G. Lucente, M. Giannotti, and A. Mirizzi, “Protoneutron stars as cosmic factories for massive axionlike particles,” *Phys. Rev. D*, vol. 107, no. 10, p. 103017, 2023.
- [19] B. P. Abbott *et al.*, “GW170817: Observation of Gravitational Waves from a Binary Neutron Star Inspiral,” *Phys. Rev. Lett.*, vol. 119, no. 16, p. 161101, 2017.
- [20] B. P. Abbott *et al.*, “GW170817: Measurements of neutron star radii and equation of state,” *Phys. Rev. Lett.*, vol. 121, no. 16, p. 161101, 2018.
- [21] T. E. Riley *et al.*, “A *NICER* View of PSR J0030+0451: Millisecond Pulsar Parameter Estimation,” *Astrophys. J. Lett.*, vol. 887, no. 1, p. L21, 2019.
- [22] M. C. Miller *et al.*, “PSR J0030+0451 Mass and Radius from *NICER* Data and Implications for the Properties of Neutron Star Matter,” *Astrophys. J. Lett.*, vol. 887, no. 1, p. L24, 2019.
- [23] T. E. Riley *et al.*, “A *NICER* View of the Massive Pulsar PSR J0740+6620 Informed by Radio Timing and XMM-Newton Spectroscopy,” *Astrophys. J. Lett.*, vol. 918, no. 2, p. L27, 2021.
- [24] M. C. Miller *et al.*, “The Radius of PSR J0740+6620 from *NICER* and XMM-Newton Data,” *Astrophys. J. Lett.*, vol. 918, no. 2, p. L28, 2021.
- [25] A. Akmal, V. R. Pandharipande, and D. G. Ravenhall, “The Equation of state of nucleon matter and neutron star structure,” *Phys. Rev. C*, vol. 58, pp. 1804–1828, 1998.
- [26] D. P. Menezes, “A Neutron Star Is Born,” *Universe*, vol. 7, no. 8, p. 267, 2021.
- [27] S. Typel *et al.*, “CompOSE Reference Manual,” *Eur. Phys. J. A*, vol. 58, no. 11, p. 221, 2022.
- [28] A. Burrows, “Colloquium: Perspectives on core-collapse supernova theory,” *Rev. Mod. Phys.*, vol. 85, p. 245, 2013.
- [29] H. T. Janka, T. Melson, and A. Summa, “Physics of Core-Collapse Supernovae in Three Dimensions: a Sneak Preview,” *Ann. Rev. Nucl. Part. Sci.*, vol. 66, pp. 341–375, 2016.
- [30] M. Prakash, I. Bombaci, M. Prakash, P. J. Ellis, J. M. Lattimer, and R. Knorren, “Composition and structure of protoneutron stars,” *Phys. Rept.*, vol. 280, pp. 1–77, 1997.
- [31] H.-T. Janka, K. Langanke, A. Marek, G. Martinez-Pinedo, and B. Mueller, “Theory of Core-Collapse Supernovae,” *Phys. Rept.*, vol. 442, pp. 38–74, 2007.
- [32] L. Baiotti and L. Rezzolla, “Binary neutron star mergers: a review of Einstein’s richest laboratory,” *Rept. Prog. Phys.*, vol. 80, no. 9, p. 096901, 2017.
- [33] M. Shibata and K. Hotokezaka, “Merger and Mass Ejection of Neutron-Star Binaries,” *Ann. Rev. Nucl. Part. Sci.*, vol. 69, pp. 41–64, 2019.
- [34] D. Radice, S. Bernuzzi, and A. Perego, “The Dynamics of Binary Neutron Star Mergers and GW170817,” *Ann. Rev. Nucl. Part. Sci.*, vol. 70, pp. 95–119, 2020.
- [35] J. M. Lattimer and M. Prakash, “The Equation of State of Hot, Dense Matter and Neutron Stars,” *Phys. Rept.*, vol. 621, pp. 127–164, 2016.
- [36] M. Oertel, M. Hempel, T. Klähn, and S. Typel, “Equations of state for supernovae and compact stars,” *Rev. Mod. Phys.*, vol. 89, no. 1, p. 015007, 2017.
- [37] T. Fischer, M. Hempel, I. Sagert, Y. Suwa, and J. Schaffner-Bielich, “Symmetry energy impact in simulations of core-collapse supernovae,” *Eur. Phys. J. A*, vol. 50, p. 46, 2014.
- [38] A. Perego, S. Bernuzzi, and D. Radice, “Thermodynamics conditions of matter in neutron star mergers,” *Eur. Phys. J. A*, vol. 55, no. 8, p. 124, 2019.
- [39] D. Blaschke and N. Chamel, “Phases of dense matter in compact stars,” *Astrophys. Space Sci. Libr.*, vol. 457, pp. 337–400, 2018.
- [40] E. Annala, T. Gorda, A. Kurkela, J. Nättilä, and A. Vuorinen, “Evidence for quark-matter cores in massive neutron stars,” *Nature Phys.*, vol. 16, no. 9, pp. 907–910, 2020.
- [41] G. Malfatti, M. G. Orsaria, G. A. Contrera, F. Weber, and I. F. Ranea-Sandoval, “Hot quark matter

- and (proto-) neutron stars,” *Phys. Rev. C*, vol. 100, p. 015803, Jul 2019.
- [42] G.-y. Shao, “Evolution of proto-neutron stars with the hadron-quark phase transition,” *Phys. Lett. B*, vol. 704, pp. 343–346, 2011.
- [43] A. Issifu, F. M. da Silva, and D. P. Menezes, “Hybrid stars built with density-dependent models,” *Mon. Not. Roy. Astron. Soc.*, vol. 525, no. 4, pp. 5512–5519, 2023.
- [44] R. Karimi and H. R. Moshfegh, “Hybrid stars within the framework of the Sigma-Omega-Rho model combined with the MIT and NJL models,” *Nucl. Phys. A*, vol. 1037, p. 122684, 2023.
- [45] M. Cierniak and D. Blaschke, “Hybrid neutron stars in the mass-radius diagram,” *Astron. Nachr.*, vol. 342, no. 5, pp. 819–825, 2021.
- [46] A. Issifu, F. M. da Silva, and D. P. Menezes, “Proto-strange quark stars from density-dependent quark mass model,” *European Physical Journal C*, vol. 84, p. 463, 2024.
- [47] O. Philipsen, “The QCD equation of state from the lattice,” *Prog. Part. Nucl. Phys.*, vol. 70, pp. 55–107, 2013.
- [48] S. Borsanyi, Z. Fodor, C. Hoelbling, S. D. Katz, S. Krieg, and K. K. Szabo, “Full result for the QCD equation of state with 2+1 flavors,” *Phys. Lett. B*, vol. 730, pp. 99–104, 2014.
- [49] R. Bellwied, S. Borsanyi, Z. Fodor, J. Günther, S. D. Katz, C. Ratti, and K. K. Szabo, “The QCD phase diagram from analytic continuation,” *Phys. Lett. B*, vol. 751, pp. 559–564, 2015.
- [50] K. Fukushima and T. Hatsuda, “The phase diagram of dense QCD,” *Rept. Prog. Phys.*, vol. 74, p. 014001, 2011.
- [51] E. R. Most, L. J. Papenfort, V. Dexheimer, M. Hanauske, S. Schramm, H. Stöcker, and L. Rezzolla, “Signatures of quark-hadron phase transitions in general-relativistic neutron-star mergers,” *Phys. Rev. Lett.*, vol. 122, no. 6, p. 061101, 2019.
- [52] J. Roark and V. Dexheimer, “Deconfinement phase transition in proto-neutron-star matter,” *Phys. Rev. C*, vol. 98, no. 5, p. 055805, 2018.
- [53] K. D. Marquez, D. P. Menezes, H. Pais, and C. Providência, “ Δ baryons in neutron stars,” *Phys. Rev. C*, vol. 106, no. 5, p. 055801, 2022.
- [54] N. K. Glendenning, “First order phase transitions with more than one conserved charge: Consequences for neutron stars,” *Phys. Rev. D*, vol. 46, pp. 1274–1287, 1992.
- [55] B. C. Backes, E. Hafeemann, I. Marzola, and D. P. Menezes, “Density dependent quark mass model revisited: Thermodynamic consistency, stability windows and stellar properties,” *J. Phys. G*, vol. 48, no. 5, p. 055104, 2021.
- [56] X. J. Wen, X. H. Zhong, G. X. Peng, P. N. Shen, and P. Z. Ning, “Thermodynamics with density and temperature dependent particle masses and properties of bulk strange quark matter and strangelets,” *Phys. Rev. C*, vol. 72, p. 015204, 2005.
- [57] F. M. da Silva, A. Issifu, L. L. Lopes, L. C. N. Santos, and D. P. Menezes, “Bayesian study of quark models in view of recent astrophysical constraints,” *Phys. Rev. D*, vol. 109, no. 4, p. 043054, 2024.
- [58] G. A. Lalazissis, T. Nikšić, D. Vretenar, and P. Ring, “New relativistic mean-field interaction with density-dependent meson-nucleon couplings,” *Phys. Rev. C*, vol. 71, p. 024312, Feb 2005.
- [59] X. Roca-Maza, X. Vinas, M. Centelles, P. Ring, and P. Schuck, “Relativistic mean field interaction with density dependent meson-nucleon vertices based on microscopical calculations,” *Phys. Rev. C*, vol. 84, p. 054309, 2011. [Erratum: *Phys. Rev. C* 93, 069905 (2016)].
- [60] A. Issifu, K. D. Marquez, M. R. Pelicer, and D. P. Menezes, “Exotic baryons in hot neutron stars,” *Mon. Not. Roy. Astron. Soc.*, vol. 522, no. 3, pp. 3263–3270, 2023.
- [61] A. R. Raduta, M. Oertel, and A. Sedrakian, “Proto-neutron stars with heavy baryons and universal relations,” *Mon. Not. Roy. Astron. Soc.*, vol. 499, no. 1, pp. 914–931, 2020.
- [62] S. Han, M. A. A. Mamun, S. Lalit, C. Constantinou, and M. Prakash, “Treating quarks within neutron stars,” *Phys. Rev. D*, vol. 100, no. 10, p. 103022, 2019.
- [63] L. L. Lopes, K. D. Marquez, and D. P. Menezes, “Baryon coupling scheme in a unified SU(3) and SU(6) symmetry formalism,” *Phys. Rev. D*, vol. 107, no. 3, p. 036011, 2023.
- [64] H. T. Cromartie *et al.*, “Relativistic Shapiro delay measurements of an extremely massive millisecond pulsar,” *Nature Astron.*, vol. 4, no. 1, pp. 72–76, 2019.
- [65] E. Fonseca *et al.*, “Refined Mass and Geometric Measurements of the High-mass PSR J0740+6620,” *Astrophys. J. Lett.*, vol. 915, no. 1, p. L12, 2021.
- [66] M. Linares, T. Shahbaz, and J. Casares, “Peering into the dark side: Magnesium lines establish a massive neutron star in PSR J2215+5135,” *Astrophys. J.*, vol. 859, no. 1, p. 54, 2018.
- [67] R. W. Romani, D. Kandel, A. V. Filippenko, T. G. Brink, and W. Zheng, “PSR J0952–0607: The Fastest and Heaviest Known Galactic Neutron Star,” *Astrophys. J. Lett.*, vol. 934, no. 2, p. L17, 2022.
- [68] B. P. Abbott *et al.*, “Observation of Gravitational Waves from a Binary Black Hole Merger,” *Phys. Rev. Lett.*, vol. 116, no. 6, p. 061102, 2016.
- [69] B. P. Abbott *et al.*, “Properties of the binary neutron star merger GW170817,” *Phys. Rev. X*, vol. 9, no. 1, p. 011001, 2019.
- [70] G. X. Peng, H. C. Chiang, J. J. Yang, L. Li, and B. Liu, “Mass formulas and thermodynamic treatment in the mass density dependent model of strange quark matter,” *Phys. Rev. C*, vol. 61, p. 015201, 2000.
- [71] C. J. Xia, G. X. Peng, S. W. Chen, Z. Y. Lu, and J. F. Xu, “Thermodynamic consistency, quark mass scaling, and properties of strange matter,” *Phys. Rev. D*, vol. 89, no. 10, p. 105027, 2014.
- [72] M. G. de Paoli, D. P. Menezes, L. B. Castro, and C. C. Barros, Jr, “The Rarita-Schwinger Particles Under de Influence of Strong Magnetic Fields,” *J. Phys. G*, vol. 40, p. 055007, 2013.
- [73] G. Malfatti, M. G. Orsaria, G. A. Contrera, F. Weber, and I. F. Ranea-Sandoval, “Hot quark matter and (proto-) neutron stars,” *Phys. Rev. C*, vol. 100, no. 1, p. 015803, 2019.
- [74] M. Dutra, O. Lourenço, S. S. Avancini, B. V. Carlson, A. Delfino, D. P. Menezes, C. Providência, S. Typel, and J. R. Stone, “Relativistic Mean-Field Hadronic Models under Nuclear Matter Constraints,” *Phys. Rev. C*, vol. 90, no. 5, p. 055203, 2014.
- [75] B. T. Reed, F. J. Fattoyev, C. J. Horowitz, and J. Piekarewicz, “Implications of PREX-2 on the Equation of State of Neutron-Rich Matter,” *Phys. Rev. Lett.*, vol. 126, no. 17, p. 172503, 2021.

- [76] J. M. Lattimer, “Constraints on Nuclear Symmetry Energy Parameters,” *Particles*, vol. 6, pp. 30–56, 2023.
- [77] N. K. Glendenning and S. A. Moszkowski, “Reconciliation of neutron star masses and binding of the lambda in hypernuclei,” *Phys. Rev. Lett.*, vol. 67, pp. 2414–2417, 1991.
- [78] J. R. Stone, V. Dexheimer, P. A. M. Guichon, A. W. Thomas, and S. Typel, “Equation of state of hot dense hyperonic matter in the Quark–Meson–Coupling (QMC-A) model,” *Mon. Not. Roy. Astron. Soc.*, vol. 502, no. 3, pp. 3476–3490, 2021.
- [79] L. L. Lopes and D. P. Menezes, “Broken SU(6) symmetry and massive hybrid stars,” *Nucl. Phys. A*, vol. 1009, p. 122171, 2021.
- [80] A. PAIS, “Dynamical symmetry in particle physics,” *Rev. Mod. Phys.*, vol. 38, pp. 215–255, Apr 1966.
- [81] S. Weissenborn, D. Chatterjee, and J. Schaffner-Bielich, “Hyperons and massive neutron stars: the role of hyperon potentials,” *Nucl. Phys. A*, vol. 881, pp. 62–77, 2012.
- [82] C. Dover and A. Gal, “Hyperon-nucleus potentials,” *Progress in Particle and Nuclear Physics*, vol. 12, pp. 171–239, 1984.
- [83] J. Schaffner, C. B. Dover, A. Gal, C. Greiner, D. J. Milener, and H. Stoecker, “Multiply strange nuclear systems,” *Annals Phys.*, vol. 235, pp. 35–76, 1994.
- [84] T. D. Cohen, R. J. Furnstahl, and D. K. Griegel, “From qcd sum rules to relativistic nuclear physics,” *Phys. Rev. Lett.*, vol. 67, pp. 961–964, Aug 1991.
- [85] T. D. Cohen, R. J. Furnstahl, and D. K. Griegel, “Quark and gluon condensates in nuclear matter,” *Phys. Rev. C*, vol. 45, pp. 1881–1893, Apr 1992.
- [86] E. Eichten, K. Gottfried, T. Kinoshita, J. Kogut, K. D. Lane, and T. M. Yan, “Spectrum of charmed quark-antiquark bound states,” *Phys. Rev. Lett.*, vol. 34, pp. 369–372, Feb 1975.
- [87] G. S. Bali, “QCD forces and heavy quark bound states,” *Phys. Rept.*, vol. 343, pp. 1–136, 2001.
- [88] P. Bicudo, “The QCD string tension curve, the ferromagnetic magnetization, and the quark-antiquark confining potential at finite Temperature,” *Phys. Rev. D*, vol. 82, p. 034507, 2010.
- [89] O. Kaczmarek, F. Karsch, E. Laermann, and M. Lutgemeier, “Heavy quark potentials in quenched QCD at high temperature,” *Phys. Rev. D*, vol. 62, p. 034021, 2000.
- [90] S. Dital, S. Fortunato, and P. Petreczky, “Heavy quark free energies and screening in SU(2) gauge theory,” *Phys. Rev. D*, vol. 68, p. 034008, 2003.
- [91] O. Philipsen, “Lattice QCD at finite temperature and density,” *Eur. Phys. J. ST*, vol. 152, pp. 29–60, 2007.
- [92] E.-M. Ilgenfritz, J. M. Pawłowski, A. Rothkopf, and A. Trunin, “Finite temperature gluon spectral functions from $N_f = 2 + 1 + 1$ lattice QCD,” *Eur. Phys. J. C*, vol. 78, no. 2, p. 127, 2018.
- [93] F. Karsch, E. Laermann, and A. Peikert, “Quark mass and flavor dependence of the QCD phase transition,” *Nucl. Phys. B*, vol. 605, pp. 579–599, 2001.
- [94] E. Laermann and O. Philipsen, “The Status of lattice QCD at finite temperature,” *Ann. Rev. Nucl. Part. Sci.*, vol. 53, pp. 163–198, 2003.
- [95] H.-M. Chen, C.-J. Xia, and G.-X. Peng, “Strangelets at finite temperature in a baryon density-dependent quark mass model,” *Phys. Rev. D*, vol. 105, no. 1, p. 014011, 2022.
- [96] H.-M. Chen, C.-J. Xia, and G.-X. Peng, “Strangelets formation in high energy heavy-ion collisions,” *Phys. Rev. D*, vol. 109, no. 5, p. 054031, 2024.
- [97] P.-C. Chu and L.-W. Chen, “Warm asymmetric quark matter and protoquark stars within the confined isospin-density-dependent mass model,” *Phys. Rev. D*, vol. 96, no. 10, p. 103001, 2017.
- [98] A. Issifu and T. Frederico, “Hot quark matter and merger remnants,” 1 2024.
- [99] P. D. Group, “Review of particle physics,” *PTEP*, vol. 2022, p. 083C01, 2022.
- [100] G. X. Peng, H. C. Chiang, and P. Z. Ning, “Thermodynamics, strange quark matter, and strange stars,” *Phys. Rev. C*, vol. 62, p. 025801, 2000.
- [101] F. Weber, D. Farrell, W. M. Spinella, M. G. Orsaria, G. A. Contrera, and I. Maloney, “Phases of Hadron-Quark Matter in (Proto) Neutron Stars,” *Universe*, vol. 5, no. 7, p. 169, 2019.
- [102] M. Oertel, F. Gulminelli, C. Providência, and A. R. Raduta, “Hyperons in neutron stars and supernova cores,” *Eur. Phys. J. A*, vol. 52, no. 3, p. 50, 2016.
- [103] A. Sedrakian and A. Harutyunyan, “Delta-resonances and hyperons in proto-neutron stars and merger remnants,” *Eur. Phys. J. A*, vol. 58, no. 7, p. 137, 2022.
- [104] H.-M. Chen, C.-J. Xia, and G.-X. Peng, “Strange quark matter and proto-strange stars in a baryon density-dependent quark mass model *,” *Chin. Phys. C*, vol. 46, no. 5, p. 055102, 2022.
- [105] M. Kumari and A. Kumar, “Properties of strange quark matter and strange quark stars,” *Eur. Phys. J. C*, vol. 81, no. 9, p. 791, 2021.
- [106] A. R. Raduta, “ Δ -admixed neutron stars: Spinodal instabilities and dUrca processes,” *Phys. Lett. B*, vol. 814, p. 136070, 2021.
- [107] T. Maruyama, S. Chiba, H.-J. Schulze, and T. Tatsumi, “Hadron-quark mixed phase in hyperon stars,” *Phys. Rev. D*, vol. 76, p. 123015, 2007.
- [108] M. G. Paoli and D. P. Menezes, “The importance of the mixed phase in hybrid stars built with the Nambu-Jona-Lasinio model,” *Eur. Phys. J. A*, vol. 46, pp. 413–420, 2010.
- [109] L. L. Lopes, C. Biesdorf, and D. P. Menezes, “Hypermassive quark cores,” *Mon. Not. Roy. Astron. Soc.*, vol. 512, no. 4, pp. 5110–5121, 2022.
- [110] B. P. Abbott *et al.*, “Gravitational Waves and Gamma-rays from a Binary Neutron Star Merger: GW170817 and GRB 170817A,” *Astrophys. J. Lett.*, vol. 848, no. 2, p. L13, 2017.
- [111] A. Goldstein *et al.*, “An Ordinary Short Gamma-Ray Burst with Extraordinary Implications: Fermi-GBM Detection of GRB 170817A,” *Astrophys. J. Lett.*, vol. 848, no. 2, p. L14, 2017.
- [112] G. A. Contrera, D. Blaschke, J. P. Carlomagno, A. G. Grunfeld, and S. Liebing, “Quark-nuclear hybrid equation of state for neutron stars under modern observational constraints,” *Phys. Rev. C*, vol. 105, no. 4, p. 045808, 2022.
- [113] M. Alford, M. Braby, M. W. Paris, and S. Reddy, “Hybrid stars that masquerade as neutron stars,” *Astrophys. J.*, vol. 629, pp. 969–978, 2005.
- [114] A. Clevinger, J. Corkish, K. Aryal, and V. Dexheimer, “Hybrid equations of state for neutron stars with hyperons and deltas,” *Eur. Phys. J. A*, vol. 58, no. 5, p. 96, 2022.

- 2022.
- [115] I. Vidana, I. Bombaci, A. Polls, and A. Ramos, “Microscopic study of neutrino trapping in hyperon stars,” *Astron. Astrophys.*, vol. 399, pp. 687–693, 2003.
 - [116] G. F. Burgio, M. Baldo, O. E. Nicotra, and H. J. Schulze, “A microscopic equation of state for protoneutron stars,” *Astrophys. Space Sci.*, vol. 308, pp. 387–394, 2007.
 - [117] P. Ribes, A. Ramos, L. Tolos, C. Gonzalez-Boquera, and M. Centelles, “Interplay between Δ Particles and Hyperons in Neutron Stars,” *Astrophys. J.*, vol. 883, p. 168, 2019.
 - [118] H. S. Sahoo, G. Mitra, R. Mishra, P. K. Panda, and B.-A. Li, “Neutron star matter with Δ isobars in a relativistic quark model,” *Phys. Rev. C*, vol. 98, p. 045801, Oct 2018.
 - [119] J. R. Oppenheimer and G. M. Volkoff, “On massive neutron cores,” *Phys. Rev.*, vol. 55, pp. 374–381, Feb 1939.
 - [120] J. A. Pons, S. Reddy, M. Prakash, J. M. Lattimer, and J. A. Miralles, “Evolution of protoneutron stars,” *Astrophys. J.*, vol. 513, p. 780, 1999.
 - [121] L. F. Roberts, “A new code for proto-neutron star evolution,” *The Astrophysical Journal*, vol. 755, no. 2, p. 126, 2012.
 - [122] S. E. Woosley, A. Heger, and T. A. Weaver, “The evolution and explosion of massive stars,” *Rev. Mod. Phys.*, vol. 74, pp. 1015–1071, Nov 2002.
 - [123] F. Gulminelli and A. R. Raduta, “Unified treatment of subsaturation stellar matter at zero and finite temperature,” *Phys. Rev. C*, vol. 92, no. 5, p. 055803, 2015.
 - [124] A. Kurkela, P. Romatschke, and A. Vuorinen, “Cold Quark Matter,” *Phys. Rev. D*, vol. 81, p. 105021, 2010.
 - [125] P. Bedaque and A. W. Steiner, “Sound velocity bound and neutron stars,” *Phys. Rev. Lett.*, vol. 114, no. 3, p. 031103, 2015.
 - [126] E. S. Fraga, A. Kurkela, and A. Vuorinen, “Interacting quark matter equation of state for compact stars,” *Astrophys. J. Lett.*, vol. 781, no. 2, p. L25, 2014.
 - [127] S. Borsanyi, G. Endrodi, Z. Fodor, A. Jakovac, S. D. Katz, S. Krieg, C. Ratti, and K. K. Szabo, “The QCD equation of state with dynamical quarks,” *JHEP*, vol. 11, p. 077, 2010.
 - [128] S. Chandrasekhar, “Dynamical Instability of Gaseous Masses Approaching the Schwarzschild Limit in General Relativity,” *Phys. Rev. Lett.*, vol. 12, pp. 114–116, 1964.
 - [129] S. Chandrasekhar, “Dynamical instability of gaseous masses approaching the schwarzschild limit in general relativity,” *Phys. Rev. Lett.*, vol. 12, pp. 114–116, Jan 1964.
 - [130] E. Glass and A. Harpaz, “The stability of relativistic gas spheres,” *Monthly Notices of the Royal Astronomical Society*, vol. 202, no. 1, pp. 159–171, 1983.
 - [131] M. Onsi, H. Przysieznik, and J. M. Pearson, “Equation of state of homogeneous nuclear matter and the symmetry coefficient,” *Phys. Rev. C*, vol. 50, pp. 460–468, Jul 1994.
 - [132] F. Sandin and D. Blaschke, “The quark core of protoneutron stars in the phase diagram of quark matter,” *Phys. Rev. D*, vol. 75, p. 125013, 2007.
 - [133] S. B. Ruester, V. Werth, M. Buballa, I. A. Shovkovy, and D. H. Rischke, “The Phase diagram of neutral quark matter: The Effect of neutrino trapping,” *Phys. Rev. D*, vol. 73, p. 034025, 2006.
 - [134] E. Annala, T. Gorda, J. Hirvonen, O. Komoltsev, A. Kurkela, J. Nättilä, and A. Vuorinen, “Strongly interacting matter exhibits deconfined behavior in massive neutron stars,” *Nature Commun.*, vol. 14, no. 1, p. 8451, 2023.
 - [135] C. C. Moustakidis, “The stability of relativistic stars and the role of the adiabatic index,” *Gen. Rel. Grav.*, vol. 49, no. 5, p. 68, 2017.